

Research Article

Chaotic Attractor Generation via Space Function Controls

Hong Shi,¹ Guangming Xie,^{2,3} and Desheng Liu²

¹ Department of Mathematics and Physics, Beijing Institute of Petrochemical Technology, Beijing 102617, China

² Intelligent Control Laboratory, College of Engineering, Peking University, Beijing 100871, China

³ School of Electrical and Electronics Engineering, East China Jiaotong University, Nanchang 330013, China

Correspondence should be addressed to Guangming Xie, xiegm@pku.edu.cn

Received 28 March 2011; Accepted 17 July 2011

Academic Editor: Elmetwally Elabbasy

Copyright © 2011 Hong Shi et al. This is an open access article distributed under the Creative Commons Attribution License, which permits unrestricted use, distribution, and reproduction in any medium, provided the original work is properly cited.

The analysis of chaotic attractor generation is given, and the generation of novel chaotic attractor is introduced in this paper. The underlying mechanism involves two simple linear systems with one-dimensional, two-dimensional, or three-dimensional space functions. Moreover, it is demonstrated by simulation that various attractor patterns are generated conveniently by adjusting suitable space functions' parameters and the statistic behavior is also discussed.

1. Introduction

Owing to theoretical development in mathematics and technological advances in engineering, complex phenomena are rapidly becoming possible to be studied systematically. As one of the essences of natural complexity, chaos has been found to be very useful in a variety of applications such as science, mathematics, and engineering communities [1–4] and various techniques such as identification and synchronization [3, 5, 6]. In recent years, people tend to introduce the chaos to many applications and for their purpose, (chaotic) attractors in different shapes may be needed for desired dynamical behaviors. As a result, effective generation of different chaotic attractors with simple techniques becomes an interesting problem in the past decade.

Many chaotic attractors have been found numerically, and experimentally and it is relatively easy to generate chaotic systems numerically, but it is usually very hard to analyze or verify the dynamical characteristics of nonsmooth systems, even for the switched

systems with low dimensions [7, 8]. To deal with the stability of the equilibrium of switched (linear) systems, many efforts have been made and strict analysis has been carried out [9, 10]. However, in the studies of complex nonsmooth phenomena, there has not been any effective mathematical method, though differential inclusions provide a strict way to describe discontinuous dynamics [11].

Some new chaotic systems have been developed in [12–16], but there does not seem to be a general methodology for generating chaos. In [17], a chaotic attractor in a new funnel shape is introduced, simply by designing a switched system with hysteresis switching signal. It also could be regarded as a method of chaotic attractor generation with one-dimensional space function. In this paper, we propose a new method of chaotic attractor generation for two linear systems. It is shown that chaos can be generated by applying an appropriate rule of the space functions. This new rule can generate different types of chaos or chaos-like behaviors from different pairs of linear systems.

The rest of this paper is organized as follows. Section 2 presents the structure of two simple linear systems to generate a new chaotic attractor with one-dimensional space function. Section 3 introduces two-dimensional and three-dimensional space functions to generate new chaotic attractors. Then, Section 4 concentrates on the pattern changes of the generated attractors with parameters variation. A brief conclusion is given in Section 5.

2. Specification of the Chaotic Attractor Generation by One-Dimensional Space Function

In this section, we first introduce two simple linear systems for the generation of chaotic attractors. Consider the following system:

$$\dot{X}(t) = A_1 X(t), \quad (2.1)$$

$$\dot{X}(t) = A_2 X(t), \quad (2.2)$$

where the state $X = (x, y, z)^T \in R^3$ and

$$A_1 = \begin{pmatrix} a & b_1 & 0 \\ -b_1 & 0 & 0 \\ 0 & 0 & c \end{pmatrix}, \quad A_2 = \begin{pmatrix} 0 & b_2 & 0 \\ -b_2 & -a & 0 \\ 0 & 0 & -c \end{pmatrix}, \quad (2.3)$$

Furthermore, the parameters a , b_1 , b_2 , and c are chosen to satisfy

$$a > 0, \quad c > 0, \quad a^2 - 4b_i^2 < 0, \quad i = 1, 2. \quad (2.4)$$

We introduce one-dimensional space function:

$$f(z) = z \in (z_1, z_2) \quad (2.5)$$

to make the system trajectory switch between z_1 and z_2 , where z_1 and z_2 are positive constants satisfying $z_1 \leq z_2$. The switching rule is constructed as follows. When system (2.1) is

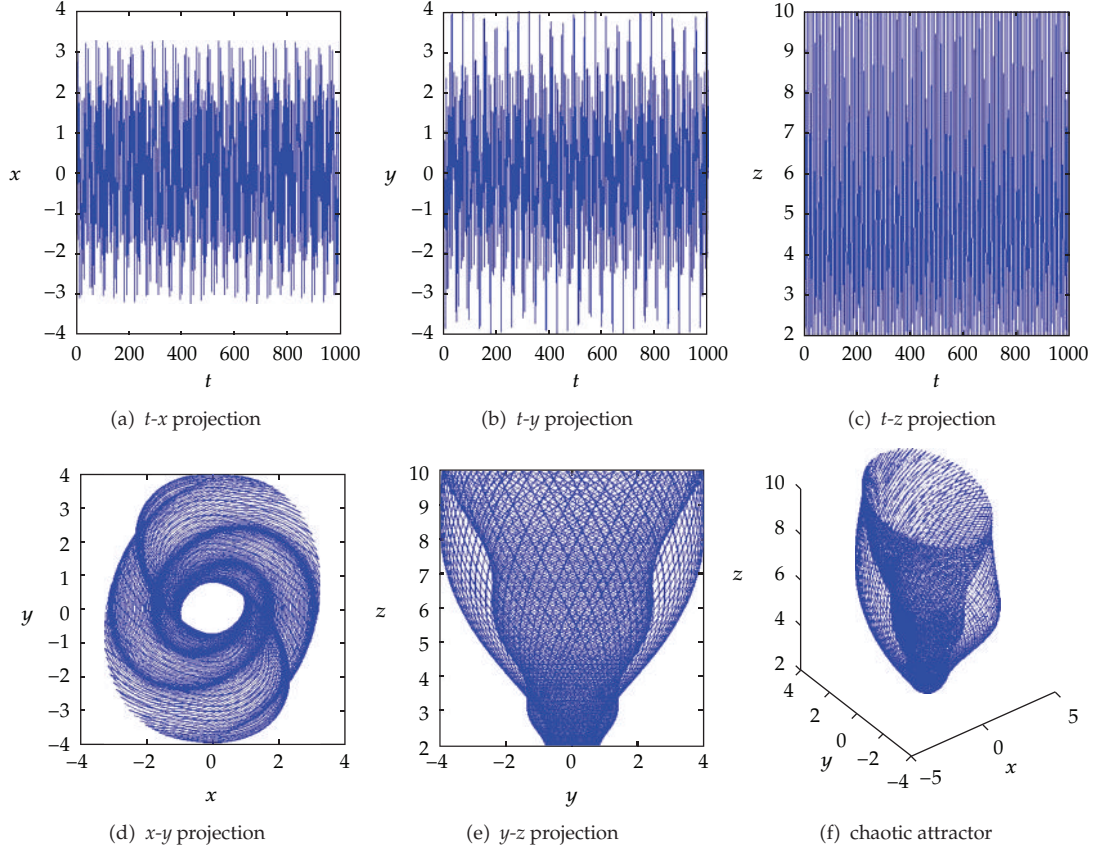


Figure 1: Chaotic attractor generated by one-dimensional space function (2.5).

active, it will switch to system (2.2) at time t_1 if $z(t_1) = z_2$. Similarly, when system (2.2) is active, it will switch to system (2.1) at time t_2 if $z(t_2) = z_1$.

With this switching rule, the switched system will generate chaos or chaos-like behavior if the system parameters are properly chosen. As shown in Figure 1, the switched system has a chaotic attractor, where

$$a = 0.7, \quad b_1 = 0.8, \quad b_2 = -2, \quad c = 0.4 \quad (2.6)$$

and we assume that $z_1 = 2$, $z_2 = 10$. The maximum Lyapunov exponent is $-6.7206e - 004$, which indicates the chaotic behavior of the switched system.

Solving $\dot{x} = \dot{y} = \dot{z} = 0$ yields the two linear systems equilibrium $(000)^T$. The equilibrium is unstable since all the real parts of the three eigenvalues of Jacobian J , at the origin for system (2.1),

$$J = \begin{pmatrix} a & b_1 & 0 \\ -b_1 & 0 & 0 \\ 0 & 0 & c \end{pmatrix}, \quad (2.7)$$

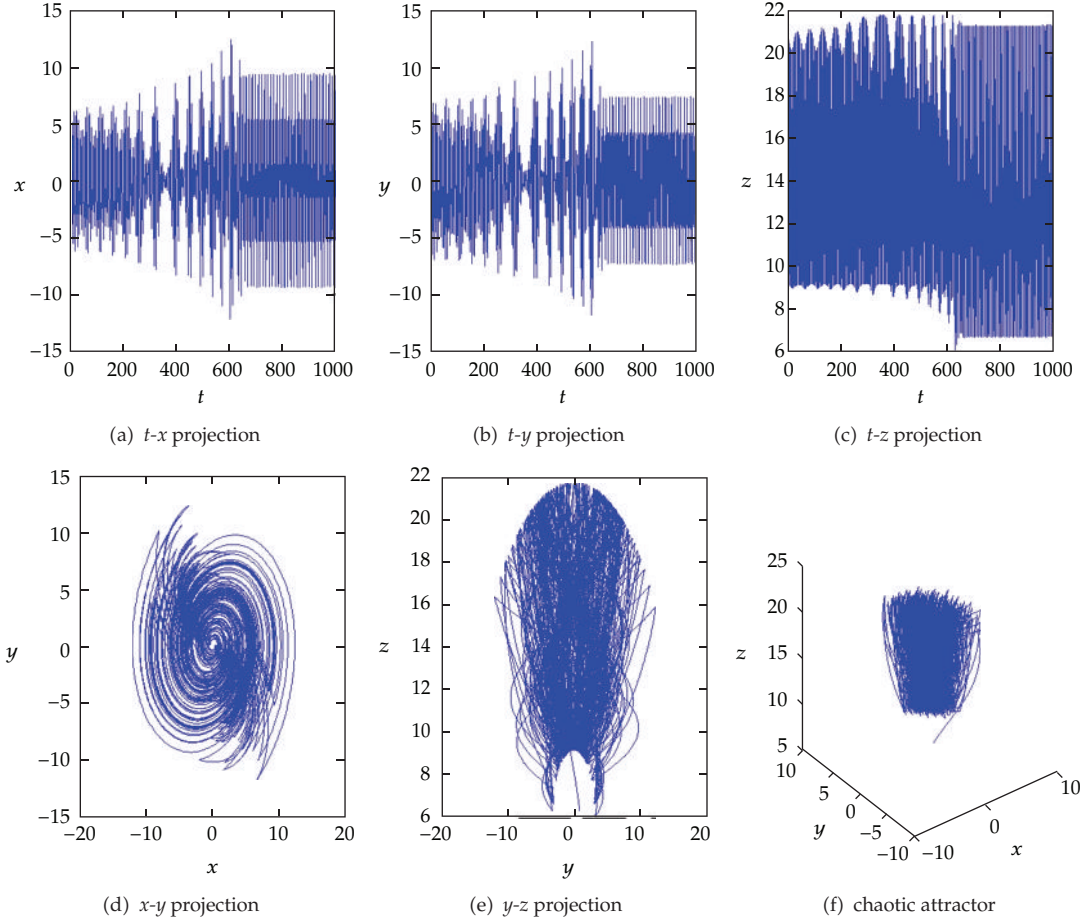


Figure 2: Chaotic attractor generated by two-dimensional space function (3.1).

are positive due to $a > 0$ and $c > 0$. Obviously, the system (2.1) does not have a stable equilibrium.

Similarly, the system (2.2) has a stable equilibrium since all the real parts of the three eigenvalues of Jacobian J , at the origin for system (2.2),

$$J = \begin{pmatrix} 0 & b_2 & 0 \\ -b_2 & -a & 0 \\ 0 & 0 & -c \end{pmatrix}, \quad (2.8)$$

are negative due to $a > 0$ and $c > 0$.

In addition, it is easy to see that the state trajectory of the systems (2.1) and (2.2) stays in the region of

$$D = \left\{ (x, y, z)^T \in \mathbb{R}^3 \mid 0 < z_1 \leq z \leq z_2 \right\}. \quad (2.9)$$

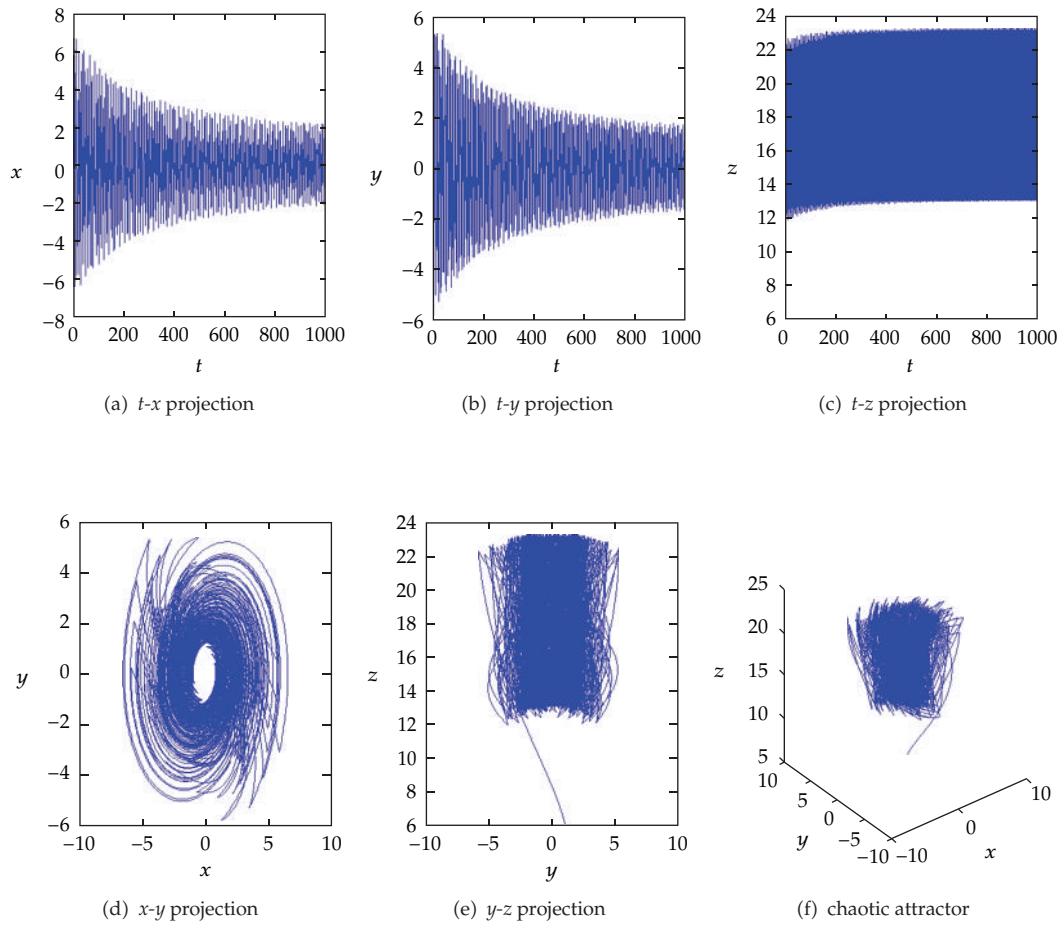


Figure 3: Chaotic attractor generated by three-dimensional space function (3.2).

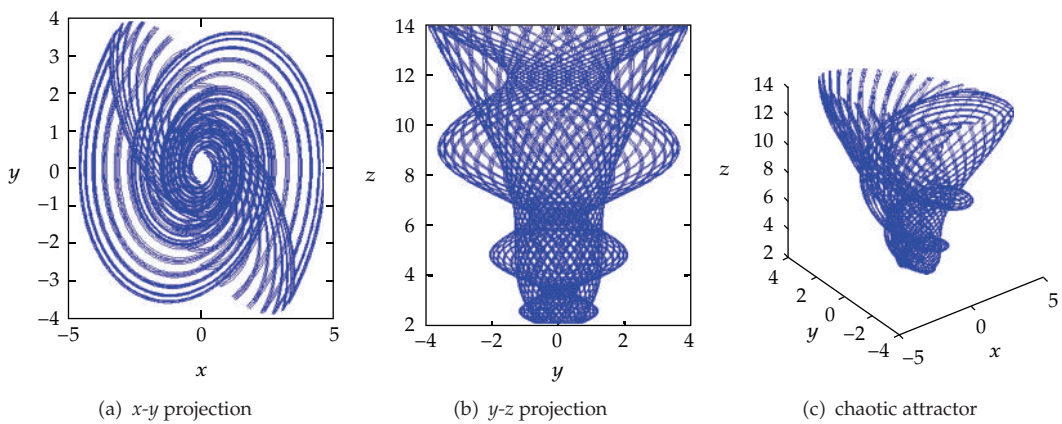


Figure 4: Chaotic attractor generated by $z_1 = 2, z_2 = 14$.

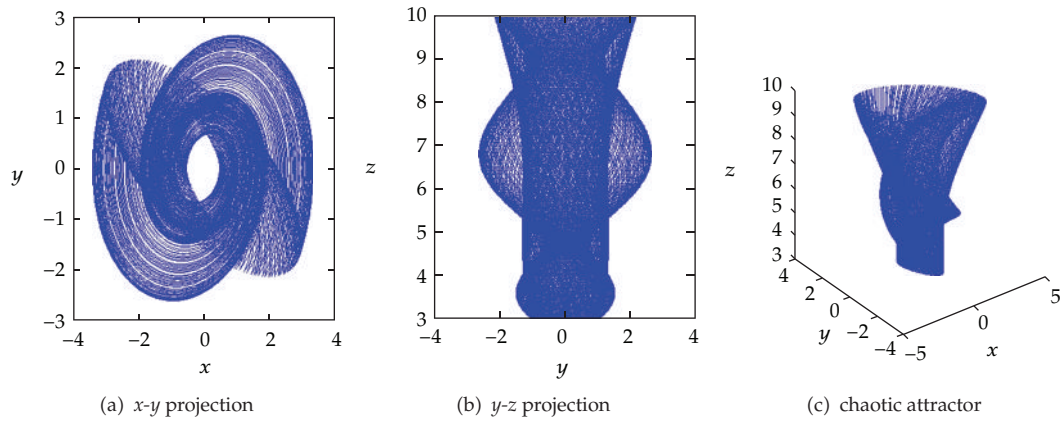


Figure 5: Chaotic attractor generated by $z_1 = 3, z_2 = 10$.

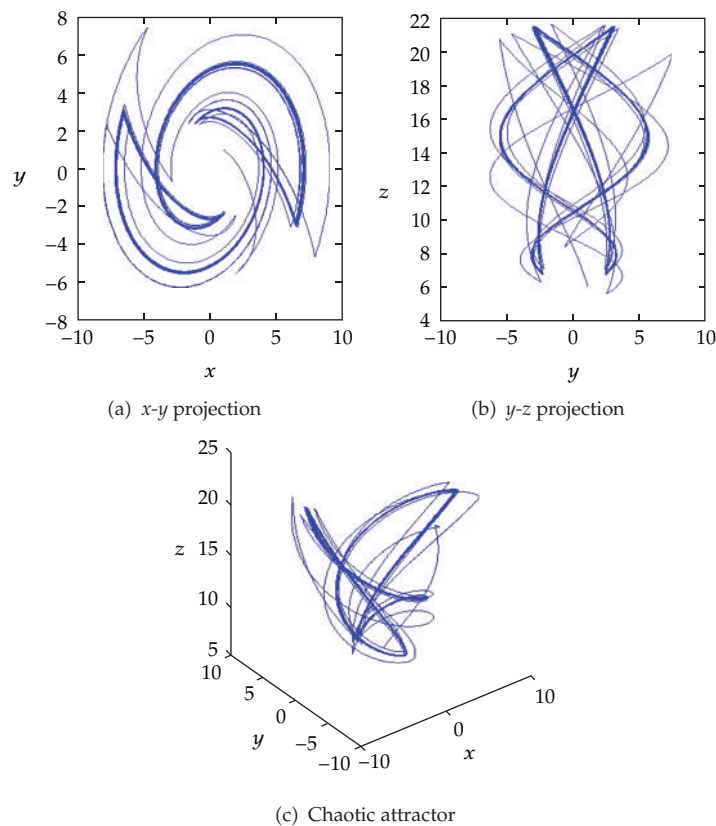


Figure 6: Chaotic attractor generated by $F_1 = 6, F_2 = 250$.

In fact, once the state of the system (2.1) reaches the plane $\{z = z_2\}$, according to the switching rule, it will switch to system (2.2), then the velocity along the direction z is $\dot{z} = -cz_2 < -cz_1 < 0$, which means that z will not be greater than z_2 . Similarly, when the state of the system (2.2) reaches the plane $\{z = z_1\}$, it will switch to system (2.1) and the velocity along the direction z is $\dot{z} = cz_1 > 0$, which implies that z will never be less than z_1 . Hence, the system trajectory switches between z_1 and z_2 .

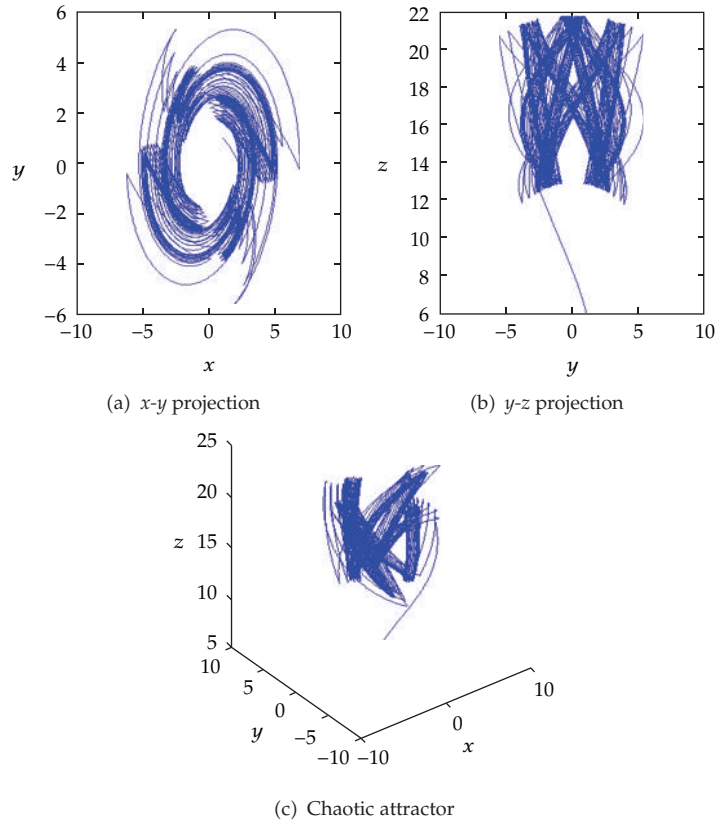


Figure 7: Chaotic attractor generated by $F_1 = 48, F_2 = 250$.

From the foregoing discussion, we observe that as $t \rightarrow +\infty$, the system switches between system (2.1) and system (2.2) and the state orbits never go out from the region D . Hence, the state orbits are folded and stretched repeatedly, leading to the generation of chaos or chaos-like behaviors.

3. Generating Chaotic Attractors by Two-Dimensional and Three-Dimensional Space Functions

From the analysis in Section 2, the region of the system orbits is restricted by one-dimensional space function, leading to the generation of chaos or chaos-like behaviors. Similarly, we can introduce two-dimensional and three-dimensional space functions to generate new chaotic attractors. Still considering the system (2.1) and the system (2.2), we introduce a simple two-dimensional space function:

$$f(y, z) = y^2 + (z - 6)^2 \in (F_1, F_2) \tag{3.1}$$

to make the system trajectory switch between F_1 and F_2 , where F_1 and F_2 are positive constants satisfying $F_1 \leq F_2$. The switching rule is constructed as follows. When system (2.1)

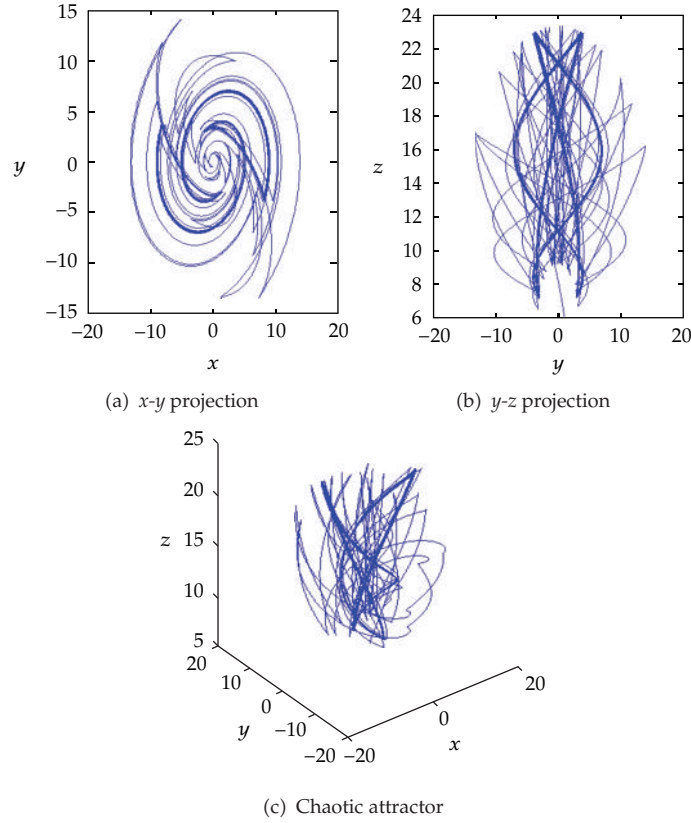


Figure 8: Chaotic attractor generated by $F_1 = 10, F_2 = 300$.

is active, it will switch to system (2.2) at time t_1^* if $f(y(t_1^*), z(t_1^*)) = F_2$. Similarly, when system (2.2) is active, it will switch to system (2.1) at time t_2^* if $f(y(t_2^*), z(t_2^*)) = F_1$.

With this switching rule, we can generate chaos or chaos-like behavior by the system parameters chosen as (2.6) and we assume that $F_1 = 10, F_2 = 250$. As shown in Figure 2, the maximum Lyapunov exponent is 0.0017.

Similarly, we can introduce a three-dimensional space function as following:

$$g(x, y, z) = x^2 + y^2 + (z - 6)^2 \in (G_1, G_2) \quad (3.2)$$

to make the system trajectory switch between G_1 and G_2 , where G_1 and G_2 are positive constants satisfying $G_1 \leq G_2$. The switching rule is constructed as follows. When system (2.1) is active, it will switch to system (2.2) at time t_1^{**} if $g(x(t_1^{**}), y(t_1^{**}), z(t_1^{**})) = G_2$. Similarly, when system (2.2) is active, it will switch to system (2.1) at time t_2^{**} if $g(x(t_2^{**}), y(t_2^{**}), z(t_2^{**})) = G_1$.

With this switching rule, we can generate chaos or chaos-like behavior by the system parameters chosen as (2.6) and we assume that $G_1 = 50, G_2 = 300$. As shown in Figure 3, the maximum Lyapunov exponent is $5.1735e - 004$.

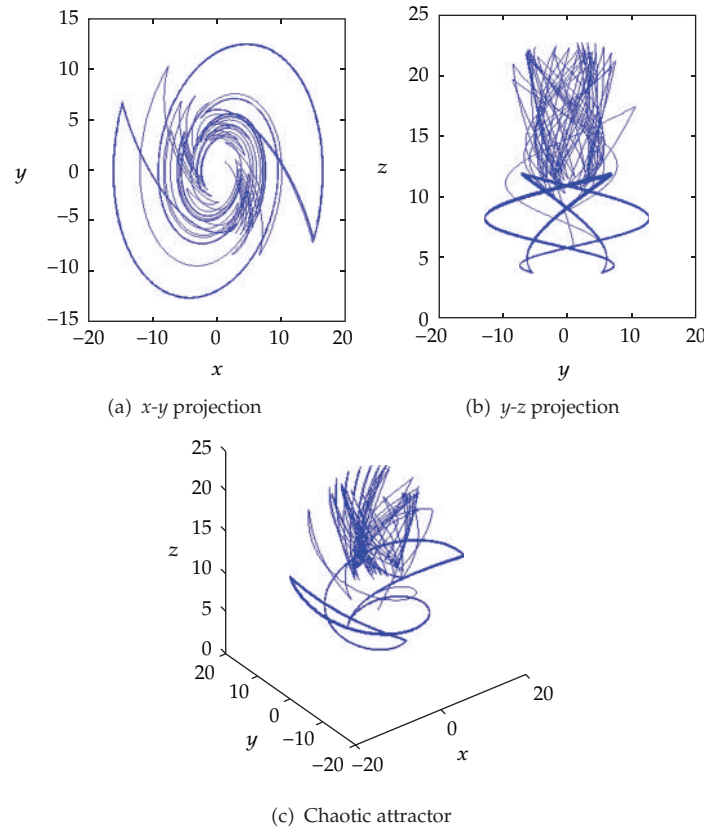


Figure 9: Chaotic attractor generated by $G_1 = 40, G_2 = 300$.

4. Various Patterns with Parameter Changing

In this section, we pay attention to the dynamical behaviors of the system (2.1) and the system (2.2) with parameter of space functions selected in the “chaotic” regions in order to show the effective generation of various patterns of attractors based on the parameter selection.

At first, we consider one-dimensional space function: let z_1 and z_2 change in the stability intervals. Then, the system displays different patterns for different values of z_1 and z_2 , as shown in Figures 4 and 5.

In the two cases, the largest Lyapunov exponents are

$$\begin{aligned}
 LE &= 1.4720e - 004 \quad (z_1 = 2, z_2 = 14), \\
 LE &= -7.9221e - 004 \quad (z_1 = 3, z_2 = 10).
 \end{aligned}
 \tag{4.1}$$

Then, we consider two-dimensional space function: let F_1 and F_2 change in the stability intervals. Then, the system displays different patterns for different values of F_1 and F_2 , as shown in Figures 6, 7, and 8.

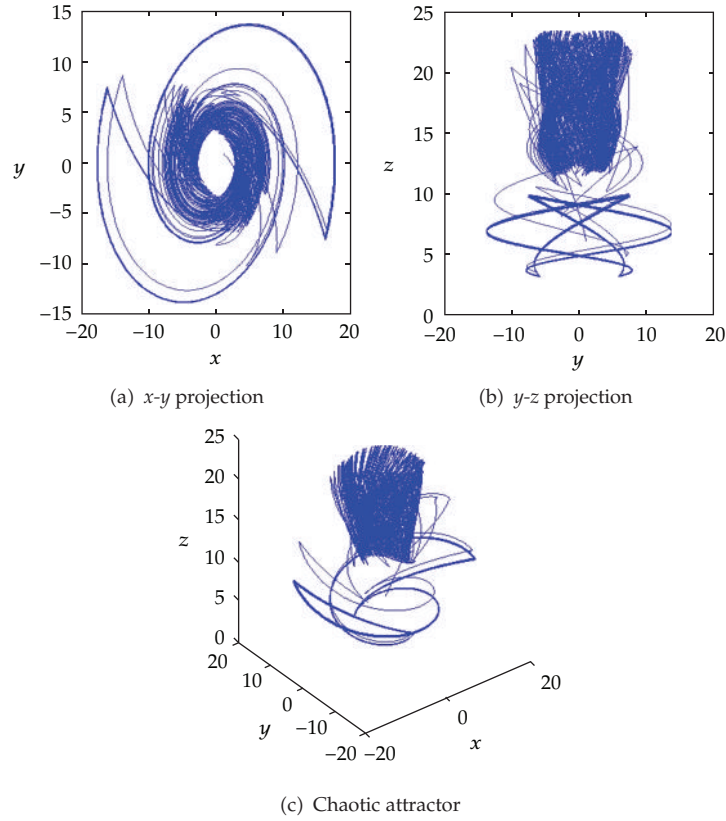


Figure 10: Chaotic attractor generated by $G_1 = 50, G_2 = 330$.

The largest Lyapunov exponents are given as following:

$$\begin{aligned}
 \text{LE} &= 7.5329e-004 \quad (F_1 = 6, F_2 = 250), \\
 \text{LE} &= 0.0012 \quad (F_1 = 48, F_2 = 250), \\
 \text{LE} &= 0.0016 \quad (F_1 = 10, F_2 = 300).
 \end{aligned} \tag{4.2}$$

Finally, we consider three-dimensional space function; the system displays different patterns for different values of G_1 and G_2 , as shown in Figures 9 and 10.

The largest Lyapunov exponents are given as following:

$$\text{LE} = 0.0021 \quad (G_1 = 40, G_2 = 300), \quad \text{LE} = 0.0016 \quad (G_1 = 50, G_2 = 330). \tag{4.3}$$

These numerical simulations verify that space functions dominate rich complex patterns when adjusting parameters. From this, we can see that the proposed space functions are quite effective in the generation of attractor with obviously quasiperiodic or chaotic behaviors based on the change of parameters. Moreover, the statistic behavior is also researched by giving the largest Lyapunov exponents.

5. Conclusion

This paper has presented a new control method for generating chaos or chaos-like dynamics. The generation of novel chaotic attractors via two simple three-dimensional linear systems with various space functions is introduced. The results once again support the long-accepted belief that properly designed simple systems can perform complex dynamical behaviors. Moreover, this system can produce various attractor patterns within a wide range of parameter values and the statistic behavior which reveals the regularities in the complex dynamics is also discussed; other space functions also can be chosen and can generate chaotic attractors with various system parameters too. In addition, the method which has been developed in this paper can also be applied to nonlinear dynamical systems and other fields. It is desirable that one could design more chaos generators by means of the method proposed in this paper.

References

- [1] J. Guckenheimer and P. Holmes, *Nonlinear Oscillations, Dynamical Systems, and Bifurcations of Vector Fields*, vol. 42 of *Applied Mathematical Sciences*, Springer, New York, NY, USA, 1983.
- [2] E. Ott, *Chaos in Dynamical Systems*, Cambridge University Press, Cambridge, UK, 2nd edition, 2002.
- [3] G. Chen and X. Dong, *From Chaos to Order: Methodologies, Perspectives and Applications*, vol. 24 of *World Scientific Series on Nonlinear Science. Series A: Monographs and Treatises*, World Scientific, River Edge, NJ, USA, 1998.
- [4] G. Chen and X. Yu, Eds., *Chaos Control: Theory and Applications*, vol. 292 of *Lecture Notes in Control and Information Sciences*, Springer, Berlin, Germany, 2003.
- [5] Y. Al-Assaf and W. M. Ahmad, "Parameter identification of chaotic systems using wavelets and neural networks," *International Journal of Bifurcation and Chaos*, vol. 14, no. 4, pp. 1467–1476, 2004.
- [6] Y. Shu, A. Zhang, and B. Tang, "Switching among three different kinds of synchronization for delay chaotic systems," *Chaos, Solitons & Fractals*, vol. 23, no. 2, pp. 563–571, 2005.
- [7] M. Kunze, *Non-Smooth Dynamical Systems*, vol. 1744 of *Lecture Notes in Mathematics*, Springer, Berlin, Germany, 2000.
- [8] P. C. Müller, "Calculation of Lyapunov exponents for dynamic systems with discontinuities," *Chaos, Solitons & Fractals*, vol. 5, no. 9, pp. 1671–1681, 1995.
- [9] G. Xie and L. Wang, "Necessary and sufficient conditions for controllability of switched linear systems," in *Proceedings of the American Control Conference*, pp. 1897–1902, May 2002.
- [10] G. Xie and L. Wang, "Controllability and stabilizability of switched linear-systems," *Systems & Control Letters*, vol. 48, no. 2, pp. 135–155, 2003.
- [11] A. F. Filippov and F. M. Arscott, *Differential Equations with Discontinuous Right Hand Side*, Kluwer Academic Publishers, Dordrecht, The Netherlands, 1988.
- [12] Z. G. Shi and L. X. Ran, "Design of chaotic Colpitts oscillator with prescribed frequency distribution," *International Journal of Nonlinear Sciences and Numerical Simulation*, vol. 5, no. 1, pp. 89–94, 2004.
- [13] J. G. Lu, "Chaotifying a linear time-invariant system by the decentralized state feedback controller and sine function," *International Journal of Nonlinear Sciences and Numerical Simulation*, vol. 5, no. 4, pp. 313–320, 2004.
- [14] K.-S. Tang, K. F. Man, G.-Q. Zhong, and G. Chen, "Generating chaos via $x|x|$," *IEEE Transactions on Circuits and Systems I*, vol. 48, no. 5, pp. 636–641, 2001.
- [15] J. Lü, T. Zhou, G. Chen, and X. Yang, "Generating chaos with a switching piecewise-linear controller," *Chaos*, vol. 12, no. 2, pp. 344–349, 2002.
- [16] W. Liu and G. Chen, "A new chaotic system and its generation," *International Journal of Bifurcation and Chaos*, vol. 13, no. 1, pp. 261–267, 2003.
- [17] J. Guo, G. Xie, and L. Wang, "Chaotic attractor generation and critical value analysis via switching approach," *Chaos, Solitons & Fractals*, vol. 40, no. 5, pp. 2160–2169, 2009.



Hindawi

Submit your manuscripts at
<http://www.hindawi.com>

