

Research Article

Effect of Delay on Selection Dynamics in Long-Term Sphere Culture of Cancer Stem Cells

Peng Tang,¹ Aijun Fan,² Jianquan Li,³ Jun Jiang,¹ and Kaifa Wang⁴

¹ Breast Disease Center, Southwest Hospital, Third Military Medical University, Chongqing 400038, China

² Chongqing Academy of Science & Technology, Chongqing 401123, China

³ Department of Applied Mathematics and Physics, Air Force Engineering University, Xi'an 710051, China

⁴ School of Biomedical Engineering, Third Military Medical University, Chongqing 400038, China

Correspondence should be addressed to Kaifa Wang; kaifawang@yahoo.com.cn

Received 26 January 2013; Accepted 15 February 2013

Academic Editor: Yonghui Xia

Copyright © 2013 Peng Tang et al. This is an open access article distributed under the Creative Commons Attribution License, which permits unrestricted use, distribution, and reproduction in any medium, provided the original work is properly cited.

To quantitatively study the effect of delay on selection dynamics in long-term sphere culture of cancer stem cells (CSCs), a selection dynamic model with time delay is proposed. Theoretical results show that the ubiquitous time delay in cell proliferation may be one of the important factors to induce fluctuation, and numerical simulations indicate that the proposed selection dynamical model with time delay can provide a better fitting effect for the experiment of a long-term sphere culture of CSCs. Thus, it is valuable to consider the delay effect in the future study on the dynamics of nongenetic heterogeneity of clonal cell populations.

1. Introduction

In the past years research on cancer stem cells (CSCs) has become a focus of cancer research, because CSCs have self-renewing and multidirectional differentiation capability and may result in tumors [1–6]. Recently, cell state dynamics due to non-genetic heterogeneity of clonal cell populations also has received more and more attention [7–10].

In order to expand CSCs, sphere culture is performed by experimental cell biologists [11, 12]. However, whether long-term sphere culture can maintain a high ratio of CSCs is unclear. For this question, it is interesting that [13, 14] obtain a similar quantitative result through different mathematical model; that is, the ratio of CSCs will towards an apparent equilibrium state in a long-term sphere culture. Concretely, [13] proposed a kinetic model using ordinary differential equations that considered the symmetric and asymmetric division of CSCs, as well as the proliferation and transformation of differentiated cancer cells (DCCs). And [14] puts forward a Markov model in which cells transition stochastically between states. However, the time delay due to the maturation of individual cells has been ignored in [13, 14].

In the present paper, based on the kinetic model in [13], we further explore the effect of time delay on selection dynamics in long-term sphere culture. The results show that the ubiquitous time delay in cell proliferation may be one of the important factors to induce fluctuation, and the proposed selection dynamical model with time delay can provide a better fitting effect for the experiment of a long-term sphere culture of CSCs in [13]. The organization of the paper is as follows. In Section 2, we formulate the selection dynamical model with time delay in long-term sphere culture of CSCs. Section 3 first gives the analytic analysis on our proposed model and then presents numerical simulations to compare the effect of time delay. Finally, some predictive conclusions with biological implications are given in Section 4.

2. Model Description

Let $x(t)$ and $y(t)$ denote the population sizes of CSCs and DCCs at time t in long-term sphere culture, respectively. Our previous work [13] proposed the following mathematical

model to describe the interactive growth of the CSCs and DCCs in a long-term sphere culture:

$$\begin{aligned}\frac{dx(t)}{dt} &= b_x(1 - \beta_x)x(t) + b_y\beta_y y(t) \triangleq x(t) f_1(x(t), y(t)), \\ \frac{dy(t)}{dt} &= b_x\beta_x x(t) + b_y(1 - \beta_y)y(t) \triangleq y(t) f_2(x(t), y(t)).\end{aligned}\quad (1)$$

Here the constants b_x, b_y are called the net birth rate or intrinsic growth rate of population x, y , respectively. β_x denotes the conversion rate from CSCs to DCCs in the process of CSCs proliferation, and β_y denotes the conversion rate from DCCs to CSCs in the process of DCCs proliferation.

Note that time delay may play an important role in many biological models. As shown in [15], the maturation of individual cells may need a period of time τ ; that is, the number of these cells at time t may depend on the population at a previous time $t - \tau$. Under the assumption of equal discrete retarded cell proliferation, model (1) can be modified to

$$\begin{aligned}\frac{dx(t)}{dt} &= x(t - \tau) f_1(x(t - \tau), y(t - \tau)), \\ \frac{dy(t)}{dt} &= y(t - \tau) f_2(x(t - \tau), y(t - \tau)).\end{aligned}\quad (2)$$

Here τ is the time delay due to maturation time.

For (2), inspired by [16], we give the following average fitness of the population:

$$\phi = b_x x(t - \tau) + b_y y(t - \tau). \quad (3)$$

Thus, the selection dynamics in long-term sphere culture of CSCs can be written as

$$\begin{aligned}\frac{dx(t)}{dt} &= x(t - \tau) (f_1(x(t - \tau), y(t - \tau)) - \phi), \\ \frac{dy(t)}{dt} &= y(t - \tau) (f_2(x(t - \tau), y(t - \tau)) - \phi).\end{aligned}\quad (4)$$

For (4), let $N(t) = x(t) + y(t)$. We have

$$\frac{dN(t)}{dt} = (1 - N(t - \tau)) \phi. \quad (5)$$

Therefore, $N(t) \rightarrow 1$ as $t \rightarrow \infty$; that is, the total population size remains constant. Hence $x(t)$ and $y(t)$ in (4) can be understood as the frequency of CSCs and DCCs, respectively. Furthermore, since $y(t)$ can be replaced by $1 - x(t)$, system (4) describes only a single differential equation; that is,

$$\frac{dx(t)}{dt} = a_1 + a_2 x(t - \tau) + a_3 x^2(t - \tau) \triangleq f(x(t - \tau)), \quad (6)$$

in which $a_1 = b_y\beta_y, a_2 = b_x(1 - \beta_x) - b_y(1 + \beta_y)$, and $a_3 = b_y - b_x$. Note that (6) is the final selection dynamical model with time delay in long-term sphere culture of CSCs.

3. Results

3.1. Dynamic Analysis. The objective of this subsection is to analyze the dynamical behavior of (6). In order to explore the effect of the delay, we split this into two cases.

3.1.1. Case of $\tau = 0$. In this case, we focus on the dynamic analysis if the delay is nonexistent; that is, $\tau = 0$ in (6). We start by studying the existence of nonnegative equilibria in the interval $[0, 1]$. Let $f(x) = a_1 + a_2 x + a_3 x^2 = 0$. Clearly, the discriminant of the quadratic equation is

$$\Delta = a_2^2 - 4a_1a_3 = (b_y - b_x + b_x\beta_x - b_y\beta_y)^2 + 4b_xb_y\beta_x\beta_y > 0. \quad (7)$$

Hence there are two different real roots for $f(x) = 0$ if $a_3 \neq 0$. Furthermore, since

$$f(1) = a_1 + a_2 + a_3 = -b_x\beta_x < 0, \quad (8)$$

we know that there is a unique positive equilibrium $x^* \in (0, 1)$ for (6) if $a_3 \neq 0$ (see Figures 1(a) and 1(b)). When $a_3 = 0$ (see Figure 1(c)), it is clear that there is only one positive equilibrium

$$x^* = -\frac{a_1}{a_2} = \frac{\beta_x}{\beta_x + \beta_y} < 1. \quad (9)$$

The combination of the above results and the phase diagram (see Figure 1(d)) of system (6) yields the following result.

Proposition 1. *For system (6), when $\tau = 0$, a unique positive equilibrium $x^* \in (0, 1)$ always exists, and it is globally asymptotically stable.*

3.1.2. Case of $\tau > 0$. In this case, we focus on the dynamic analysis if the delay is existent; that is, $\tau > 0$ in (6). Clearly, the unique positive equilibrium $x^* \in (0, 1)$ still remains for (6) in spite of the delay. To study the stability of the equilibrium x^* , we first translate x^* to the origin. Let

$$\tilde{x} = x - x^*. \quad (10)$$

Then (6) becomes, after replacing \tilde{x} by x again,

$$\frac{dx(t)}{dt} = (a_2 + 2a_3x^*)x(t - \tau) + a_3x^2(t - \tau). \quad (11)$$

The variational system of (11) at the origin is given by

$$\frac{dx(t)}{dt} = (a_2 + 2a_3x^*)x(t - \tau). \quad (12)$$

The characteristic equation of linear system (12) is given by

$$\lambda - (a_2 + 2a_3x^*)e^{-\tau\lambda} = 0. \quad (13)$$

If we let $\lambda = \alpha + i\beta$, then (13) becomes

$$\begin{aligned}\alpha - (a_2 + 2a_3x^*)e^{-\tau\alpha} \cos \beta\tau &= 0, \\ \beta + (a_2 + 2a_3x^*)e^{-\tau\alpha} \sin \beta\tau &= 0.\end{aligned}\quad (14)$$

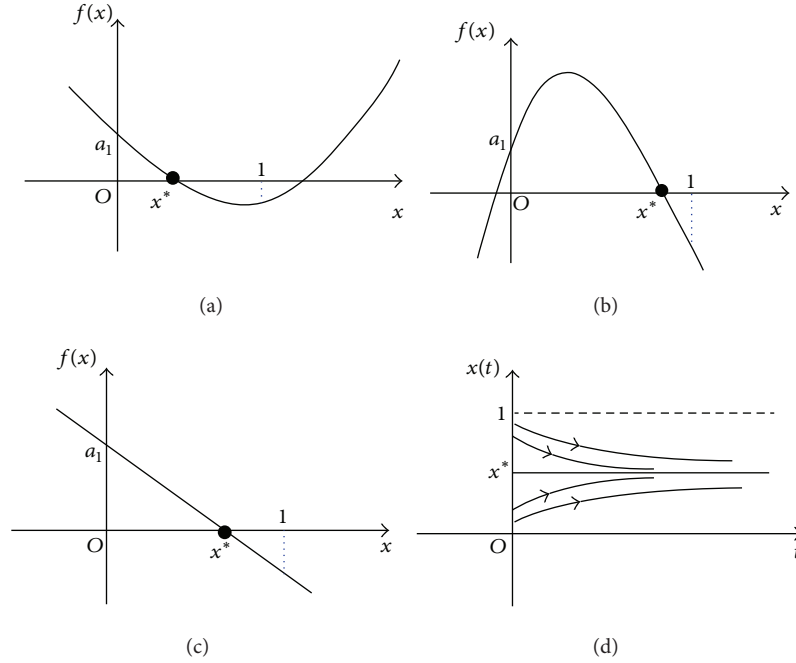


FIGURE 1: Illustrations of function image of $f(x) = 0$ under different cases ((a), (b), and (c)), and the phase diagram (d) of system (6). Here (a) $a_3 > 0$, (b) $a_3 < 0$, and (c) $a_3 = 0$.

By setting $\alpha = 0$ in (14), we have

$$\begin{aligned} \cos \beta\tau &= 0, \\ \sin \beta\tau &= -\frac{\beta}{a_2 + 2a_3x^*}. \end{aligned} \quad (15)$$

Solving the first algebraic equation in (15), we have

$$\beta\tau = \frac{\pi}{2} + 2n\pi, \quad n = 0, 1, 2, \dots \quad (16)$$

Substituting (16) into the second equation of (15), we have

$$\beta = -(a_2 + 2a_3x^*). \quad (17)$$

Now, substituting (17) into (16), we have

$$\tau_n = -\frac{\pi}{2(a_2 + 2a_3x^*)} - \frac{2n\pi}{a_2 + 2a_3x^*}, \quad n = 0, 1, 2, \dots \quad (18)$$

Next, we compute $\alpha'(\tau_n)$. Differentiating (13) with respect to τ , we have

$$\frac{d\lambda(\tau)}{d\tau} = -\frac{(a_2 + 2a_3x^*)\lambda e^{-\tau\lambda}}{1 + \tau(a_2 + 2a_3x^*)e^{-\tau\lambda}}, \quad (19)$$

thus,

$$\alpha'(\tau_n) = \operatorname{Re} \left(\left. \frac{d\lambda(\tau)}{d\tau} \right|_{\tau=\tau_n} \right) = \frac{\beta^2}{1 + \tau_n^2\beta^2} > 0. \quad (20)$$

Therefore, similar to [17], according to the results in [18, 19] or [15, Theorem 2.2], we can obtain the following results on (6).

Proposition 2. *Suppose $\tau > 0$. Then system (6) has a Hopf bifurcation at*

$$\tau = \tau_n = -\frac{\pi}{2(a_2 + 2a_3x^*)} - \frac{2n\pi}{a_2 + 2a_3x^*}, \quad n = 0, 1, 2, \dots \quad (21)$$

Furthermore, according to the results in [15, 20, 21], we have the following.

Proposition 3. *Suppose $\tau > 0$ in (6). Then the unique positive equilibrium $x^* \in (0, 1)$ is stable if $0 < \tau < \tau_0$ and unstable if $\tau > \tau_0$.*

3.2. Numerical Simulations. For model (1), we designed a long-term sphere culture of human breast cancer MCF-7 stem cells [13]. Based on the experimental data, using an adaptive Metropolis-Hastings (M-H) algorithm to carry out an extensive Markov-chain Monte-Carlo (MCMC) simulation, we obtained the estimated parameter values as follows:

$$\begin{aligned} b_x &= 2.7506 \times 10^{-1}, & b_y &= 3.2635 \times 10^{-1}, \\ \beta_x &= 1.4407 \times 10^{-2}, & \beta_y &= 2.3288 \times 10^{-3}. \end{aligned} \quad (22)$$

When retarded cell proliferation was considered, based on the induced selection dynamic model (6) and the experimental data in [13], using extensive MCMC simulation again, we can obtain the estimated delay $\tau = 5.1401$ (Figure 2).

Using the estimated values, we can plot the best-fit solution by fitting model (1) and (6) to the experimental data,

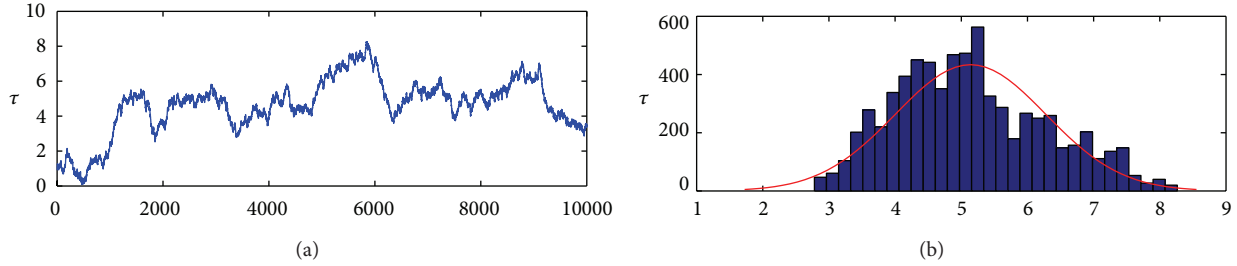


FIGURE 2: MCMC analysis of parameter τ based on (6), (22), and the experimental data in [13]. (a) is the random series, and (b) is its histogram. The algorithm ran for 10^4 iterations with a burn-in of 3000 iterations. The initial conditions were $\tau = 0.9$.

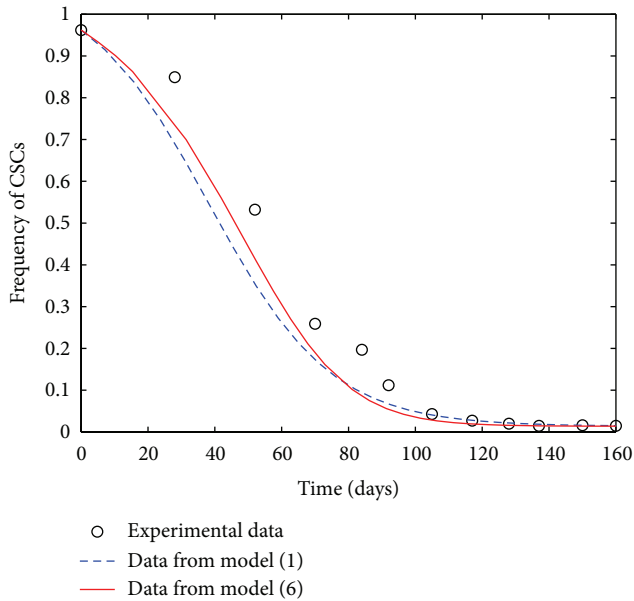


FIGURE 3: Simulations of the dynamical behaviors of the frequency of CSCs. Experimental data are represented by open circles. The blue dashed line denotes the best fit of model (1), and the red solid line denotes the best fit of model (6).

respectively, (Figure 3). From Figure 3, we find that there is a better simulation effect in model (6) than that in model (1). In fact, the sum of squares of the deviations (SSD) in (1) is $SSD_{(1)} = 7.2943$, whereas $SSD_{(6)} = 4.6387 \times 10^{-2}$ in (6). Note that $SSD_{(6)}$ is far less than $SSD_{(1)}$. These results quantitatively confirmed that the induced selection dynamic model (6) with time delay can provide a better fitting effect in long-term sphere culture of CSCs.

4. Conclusions

In order to demonstrate the interesting facts about the structural heterogeneity of cancer (the stable ratio between CSCs and DCCs), many studies have been reported because it is helpful for the cancer community to elucidate the controversy about the CSC hypothesis and the clone evolution theory of cancer [10, 13, 14] and references cited therein. In the present paper, a selection dynamic model with time delay is

proposed, and its dynamical behavior is studied. Based on the theoretical analysis and numerical simulations, we can conclude the following predictive conclusions.

(i) The maturation of individual cells may produce a significant effect on the dynamic behavior of the selection dynamics. When the delay is nonexistent, the frequency of CSCs will tend to a stable size because the unique positive equilibrium is globally asymptotically stable (Proposition 1). Conversely, if the delay is existent, the unique positive equilibrium may not always maintain its stability and a Hopf bifurcation may be induced (Propositions 2 and 3); that is, an oscillated phenomenon may be induced by the maturation of individual cells.

(ii) Since the induced selection dynamic model (6) with time delay can provide a better fitting effect in long-term sphere culture of CSCs (Figure 3), it is reasonable to consider the delay effect in the future study on the dynamics of non-genetic heterogeneity of clonal cell populations.

Since mathematical models can be at best approximate the behavior of real biological process, the results presented here may extend those studies on the structural heterogeneity of cancer. Note that distributed delay may be more tractable and realistic than discrete delay in the applications of biology. Hence it is a worthwhile study in future work to better understand these topics based on the idea of [15].

Acknowledgments

This work is partially supported by the National Natural Science Foundation of China (nos. 30872517 and 11271369) and the Natural Science Foundation Project of CQ CSTC (2010BB5020).

References

- [1] T. Reya, S. J. Morrison, M. F. Clarke, and I. L. Weissman, "Stem cells, cancer, and cancer stem cells," *Nature*, vol. 414, no. 6859, pp. 105–111, 2001.
- [2] J. Marx, "Mutant stem cells may seed cancer," *Science*, vol. 301, no. 5638, pp. 1308–1310, 2003.
- [3] M. Al-Hajj and M. F. Clarke, "Self-renewal and solid tumor stem cells," *Oncogene*, vol. 23, no. 43, pp. 7274–7282, 2004.
- [4] B. K. Abraham, P. Fritz, M. McClellan, P. Hauptvogel, M. Athelougou, and H. Brauch, "Prevalence of CD44+/CD24^{low} cells in breast cancer may not be associated with clinical

- outcome but may favor distant metastasis," *Clinical Cancer Research*, vol. 11, no. 3, pp. 1154–1159, 2005.
- [5] M. Balic, H. Lin, L. Young et al., "Most early disseminated cancer cells detected in bone marrow of breast cancer patients have a putative breast cancer stem cell phenotype," *Clinical Cancer Research*, vol. 12, no. 19, pp. 5615–5621, 2006.
- [6] M. S. Wicha, "Cancer stem cells and metastasis: lethal seeds," *Clinical Cancer Research*, vol. 12, no. 19, pp. 5606–5607, 2006.
- [7] S. Huang, "Non-genetic heterogeneity of cells in development: more than just noise," *Development*, vol. 136, no. 23, pp. 3853–3862, 2009.
- [8] T. Quinn and Z. Sinkala, "Dynamics of prostate cancer stem cells with diffusion and organism response," *BioSystems*, vol. 96, no. 1, pp. 69–79, 2009.
- [9] S. J. Altschuler and L. F. Wu, "Cellular heterogeneity: do differences make a difference?" *Cell*, vol. 141, no. 4, pp. 559–563, 2010.
- [10] S. Huang, "Tumor progression: chance and necessity in Darwinian and Lamarckian somatic (mutationless) evolution," *Progress in Biophysics and Molecular Biology*, vol. 110, no. 1, pp. 69–86, 2012.
- [11] P. Cammareri, Y. Lombardo, M. G. Francipane, S. Bonventre, M. Todaro, and G. Stassi, "Isolation and culture of colon Cancer stem cells," *Methods in Cell Biology*, vol. 86, pp. 311–324, 2008.
- [12] Y. Zhong, K. Guan, S. Guo et al., "Spheres derived from the human SK-RC-42 renal cell carcinoma cell line are enriched in cancer stem cells," *Cancer Letters*, vol. 299, no. 2, pp. 150–160, 2010.
- [13] T. Peng, M. Qinghua, T. Zhenning, W. Kaifa, and J. Jun, "Long-term sphere culture cannot maintain a high ratio of Cancer stem cells: a mathematical model and experiment," *PLoS ONE*, vol. 6, no. 11, Article ID e25518, 2011.
- [14] P. B. Gupta, C. M. Fillmore, G. Jiang et al., "Stochastic state transitions give rise to phenotypic equilibrium in populations of cancer cells," *Cell*, vol. 146, no. 4, pp. 633–644, 2011.
- [15] Y. Yuan and J. Bélair, "Stability and Hopf bifurcation analysis for functional differential equation with distributed delay," *SIAM Journal on Applied Dynamical Systems*, vol. 10, no. 2, pp. 551–581, 2011.
- [16] M. A. Nowak, *Evolutionary Dynamics: Exploring the Equations of Life*, The Belknap Press of Harvard University Press, Cambridge, Mass, USA, 2006.
- [17] K. Wang, N. Zhang, and D. Niu, "Periodic oscillations in a spatially explicit model with delay effect for vegetation dynamics in freshwater marshes," *Journal of Biological Systems*, vol. 19, no. 2, pp. 131–147, 2011.
- [18] J. Hale, *Theory of Functional Differential Equations*, Springer, New York, NY, USA, 1977.
- [19] Y. Kuang, *Delay Differential Equations with Applications in Population Dynamics*, Academic Press, Boston, Mass, USA, 1993.
- [20] H. I. Freedman, J. W.-H. So, and P. Waltman, "Coexistence in a model of competition in the chemostat incorporating discrete delays," *SIAM Journal on Applied Mathematics*, vol. 49, no. 3, pp. 859–870, 1989.
- [21] T. Zhao, "Global periodic solutions for a differential delay system modeling a microbial population in the chemostat," *Journal of Mathematical Analysis and Applications*, vol. 193, no. 1, pp. 329–352, 1995.



Hindawi

Submit your manuscripts at
<http://www.hindawi.com>

