

Research Article

Evaluating Projects Based on Intuitionistic Fuzzy Group Decision Making

Babak Daneshvar Rouyendegh^{1,2}

¹ Department of Industrial Engineering, Atilim University, P.O. Box 06836, Incek, Ankara, Turkey

² Department of Mechanical & Industrial Engineering, University of Toronto, Toronto, ON, Canada M5S 3G8

Correspondence should be addressed to Babak Daneshvar Rouyendegh, babekd@atilim.edu.tr

Received 9 November 2011; Revised 30 January 2012; Accepted 27 March 2012

Academic Editor: Luis Javier Herrera

Copyright © 2012 Babak Daneshvar Rouyendegh. This is an open access article distributed under the Creative Commons Attribution License, which permits unrestricted use, distribution, and reproduction in any medium, provided the original work is properly cited.

There are various methods regarding project selection in different fields. This paper deals with an actual application of construction project selection, using two aggregation operators. First, the opinion of experts is used in a model of group decision making called intuitionistic fuzzy TOPSIS (IFT). Secondly, project evaluation is formulated by dynamic intuitionistic fuzzy weighted averaging (DIFWA). Intuitionistic fuzzy weighted averaging (IFWA) operator is utilized to aggregate individual opinions of decision makers (DMs) for rating the importance of criteria and alternatives. A numerical example for project selection is given to clarify the main developed result in this paper.

1. Introduction

Project selection and project evaluation involve decisions that are critical in terms of the profitability, growth, and survival of project management organizations in the increasingly competitive global scenario. Such decisions are often complex, because they require identification, consideration, and analysis of many tangible and intangible factors [1].

There are various methods regarding project selection in different fields. Project selection problem has attracted great endeavor by practitioners and academicians in recent years. One of the major fields that have been applied to this problem is mathematical programming, especially Mix-Integer Programming (MIP), since the problems comprise selection of projects while other aspects are considered using real-value variables [2]. For instance, a MIP model is developed by [3] to conquer Research and Development (R&D) portfolio selection.

Multicriteria decision making (MCDM) is a modeling and methodological tool for dealing with complex engineering problems [4]. Many mathematical programming models

have been developed to address project-selection problems. However, in recent years, MCDM methods have gained considerable acceptance for judging different proposals. The objective of Mohanty's [5] study was to integrate the multidimensional issues in an MCDM framework that may help decision makers to develop insights and make decisions. They computed weight of each criterion and then assessed the projects by doing technique for order preference by similarity to ideal solution algorithm (TOPSIS) [6]. To select R&D project, the application of the fuzzy analytical network process (ANP) and fuzzy cost analysis has been used by some researchers [7]. In their studies, triangular fuzzy numbers (TFNs) are used to prefer one criterion over another by using a pairwise comparison with the fuzzy set theory, where the weight of each criterion in the format of triangular fuzzy numbers is calculated [7]. The project selection problem was presented through a methodology which is based on the analytic hierarchy process (AHP) for quantitative and qualitative aspects of a problem [8]. It assists the measuring of the initial viability of industrial projects. The study shows that industrial investment company should concentrate its efforts in development of prefeasibility studies for a specific number of industrial projects which have a high likelihood of realization [8].

Multiattribute decision making (MADM) is the other applied approach in which criteria are mostly defined in qualitative scale and the decision is made with respect to assigned weights using some methods, such as PROMETHEE [9, 10]. To have more comprehensive study on MADM methods in this field, readers are referred to [11–15].

The rest of the paper is organized as follows. Section 2 provides materials and methods, mainly fuzzy set theory (FST) and intuitionistic fuzzy set (IFS). The IFT and DIFWA are introduced in Section 3. How the proposed model is used in an actual example is explained in Section 4. Finally, the conclusions are provided in the final section.

2. Materials and Methods

2.1. FST

Zadeh (1965) introduced the fuzzy set theory (FST) to deal with the uncertainty due to imprecision and vagueness. A major contribution of this theory is capability of representing vague data; it also allows mathematical operators and programming to be applied to the fuzzy domain. An FS is a class of objects with a continuum of grades of membership. Such a set is characterized by a membership function, which assigns to each object a grade of membership ranging between zero and one [16, 17].

A tilde “~” will be placed above a symbol if the symbol represents an FST. A TFN \widetilde{M} is shown in Figure 1. A TFN is denoted simply as $(l/m, m/u)$ or (l, m, u) . The parameters l , m and u ($l \leq m \leq u$), respectively, denote the smallest possible value, the most promising value, and the largest possible value that describe a fuzzy event. The membership function of TFN is as follows.

Each TFN has linear representations on its left and right side, such that its membership function can be defined as

$$\mu\left(\frac{x}{\widetilde{M}}\right) = \begin{cases} 0, & x < l, \\ \frac{x-l}{m-l}, & l \leq x \leq m, \\ \frac{u-x}{u-m}, & m \leq x \leq u, \\ 0, & x > u. \end{cases} \quad (2.1)$$

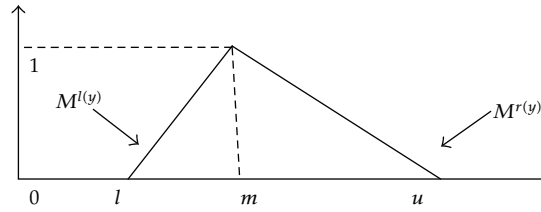


Figure 1: A TFN \tilde{M} .

A fuzzy number can always be given by its corresponding left and right representation of each degree of membership as in the following:

$$\tilde{M} = (M^{l(y)}, M^{r(y)}) = (l + (m - l)y, u + (m - u)y), \quad y \in [0, 1], \quad (2.2)$$

where $l(y)$ and $r(y)$ denote the left side representation and the right side representation of a fuzzy number (FN), respectively. Many ranking methods for FNs have been developed in the literature. These methods may provide different ranking results, and most of them are tedious in graphic manipulation requiring complex mathematical calculation [18].

While there are various operations on TFNs, only the important operations used in this study are illustrated. If we define two positive TFNs $(l1, m1, u1)$ and $(l2, m2, u2)$, then

$$\begin{aligned} (l1, m1, u1) + (l2, m2, u2) &= (l1 + l2, m1 + m2, u1 + u2), \\ (l1, m1, u1) * (l2, m2, u2) &= (l1 * l2, m1 + m2, u1 * u2), \\ (l1, m1, u1) + k &= (l1 * km1 * k, u1 * k), \quad \text{where } k > 0. \end{aligned} \quad (2.3)$$

2.2. Basic Concept of IFS

The application of IFS method within the overall goal to select the best project has been described. IFSs introduced by Atanassov [19] are an extension of the classical FST, which is a suitable way to deal with vagueness. IFSs have been applied to many areas such as medical diagnosis [20–22], decision-making problems [23–46], pattern recognition [47–52], supplier selection [53, 54], enterprise partners selection [55], personnel selection [56], evaluation of renewable energy [57], facility location selection [58], web service selection [59], printed circuit board assembly [60], and management information system [61].

The following briefly introduces some necessary introductory concepts of IFS. IFS A in a finite set X can be written as [19]

$$A = \{ \langle x, \mu_A(x), \nu_A(x) \rangle \mid x \in X \}, \quad \text{where } \mu_A(x), \nu_A(x) : X \longrightarrow [0, 1] \quad (2.4)$$

are membership function and nonmembership function, respectively, such that

$$0 \leq \mu_A(x) \oplus \nu_A(x) \leq 1. \quad (2.5)$$

A third parameter of IFS is $\pi_A(x)$, known as the intuitionistic fuzzy index or hesitation degree of whether x belongs to A or not:

$$\pi_A(x) = 1 - \mu_A(x) - V_A(x). \quad (2.6)$$

It is obviously seen that for every $x \in X$

$$0 \leq \pi_A(x) \leq 1 \quad \text{if the } \pi_A(x). \quad (2.7)$$

If it is small, knowledge about x is more certain. If $\pi_A(x)$ is great, knowledge about x is more uncertain. Obviously, when

$$\mu_A(x) = 1 - v_A(x) \quad \mu_A(x) = 1 - v(x) \quad (2.8)$$

for all elements of the universe, the ordinary FST concept is recovered [60].

Let A and B be IFSs of the set X , then multiplication operator is defined as follows [19]:

$$A \oplus B = \{\mu_A(x) \cdot \mu_B(x), v_A(x) + v_B(x) - v_A(x) \cdot v_B(x) \mid x \in X\}. \quad (2.9)$$

3. Intuitionistic Fuzzy TOPSIS (IFT) and Dynamic Intuitionistic Fuzzy Weighted Averaging (DIFWA) Methods

3.1. IFT

It should be mentioned here that the presented approach mainly utilizes the IFT method presented in [53, 56, 57] to handle a project selection problem with six projects and six criteria. In the current paper we validate the method in an actual context and show this method applicability with an extensive set of selection criteria. The IFT method is a suitable way to deal with MCDM problem in intuitionistic fuzzy environment (IFE). Let $A = \{A_1, A_2, \dots, A_m\}$ be a set of alternatives and let $X = \{X_1, X_2, \dots, X_n\}$ be a set of criteria, the procedure for IFT method has been conducted in eight steps presented as follows.

Step 1. Determine the weights of importance of DMs.

In the first step, we assume that decision group contains $l = \{l_1, l_2, \dots, l_n\}$ DMs. The importances of the DMs are considered as linguistic terms. These linguistic terms were assigned to IFN. Let $D_k = [\mu_k, v_k, \pi_k]$ be an intuitionistic fuzzy number for rating of k th DM. Then the weight of k th DM can be calculated as

$$\lambda_k = \frac{(\mu_k + \pi_k(\mu_k / (\mu_k + v_k)))}{\sum_{k=1}^l (\mu_k + \pi_k(\mu_k / (\mu_k + v_k)))}, \quad \text{where } \lambda_k \in [0, 1], \sum_{k=1}^l \lambda_k = 1. \quad (3.1)$$

Step 2. Determine intuitionistic fuzzy decision matrix (IFDM).

Based on the weight of DMs, the aggregated intuitionistic fuzzy decision matrix (AIFDM) was calculated by applying intuitionistic fuzzy weighted averaging (IFWA)

operator Xu [62]. In group decision-making process, all the individual decision opinions need to be fused into a group opinion to construct AIFDM.

Let $R^{(k)} = (r_{ij}^{(k)})_{m \times n}$ be an IFDM of each DM. $\lambda = \{\lambda_1, \lambda_2, \lambda_3, \dots, \lambda_l\}$ is the weight of DM. Consider

$$R = (r_{ij})_{m \times n'} \quad (3.2)$$

where

$$\begin{aligned} r_{ij} &= \text{IFWA}_{\lambda}(r_{ij}^{(1)}, r_{ij}^{(2)}, \dots, r_{ij}^{(l)}) = \lambda_1 r_{ij}^{(1)} \oplus \lambda_2 r_{ij}^{(2)} \oplus \lambda_3 r_{ij}^{(3)} \oplus \dots \oplus \lambda_l r_{ij}^{(l)} \\ &= \left[1 - \prod_{k=1}^l (1 - \mu_{ij}^{(k)})^{\lambda_k}, \prod_{k=1}^l (v_{ij}^{(k)})^{\lambda_k}, \prod_{k=1}^l (1 - \mu_{ij}^{(k)})^{\lambda_k} - \prod_{k=1}^l (v_{ij}^{(k)})^{\lambda_k} \right]. \end{aligned} \quad (3.3)$$

Step 3. Determine the weights of the selection criteria.

In this step, all criteria may not be assumed to be of equal importance. W represents a set of grades of importance. In order to obtain W , all the individual DM opinions for the importance of each criteria need to be fused. Let $w_j^{(k)} = (\mu_j^{(k)}, v_j^{(k)}, \pi_j^{(k)})$ be an IFN assigned to criterion X_j by the k th DM.

The weights of the criteria can be calculated as follows:

$$\begin{aligned} w_j &= \text{IFWA}_{\lambda}(w_j^{(1)}, w_j^{(2)}, \dots, w_j^{(l)}) = \lambda_1 w_j^{(1)} \oplus \lambda_2 w_j^{(2)} \oplus \lambda_3 w_j^{(3)} \oplus \dots \oplus \lambda_l w_j^{(l)} \\ &= \left[1 - \prod_{k=1}^l (1 - \mu_j^{(k)})^{\lambda_k}, \prod_{k=1}^l (v_j^{(k)})^{\lambda_k}, \prod_{k=1}^l (1 - \mu_j^{(k)})^{\lambda_k} - \prod_{k=1}^l (v_j^{(k)})^{\lambda_k} \right]. \end{aligned} \quad (3.4)$$

Thus, a vector of criteria weight is obtained: $W = [w_1, w_2, w_3, \dots, w_j]$, where $w_j = (\mu_j, v_j, \pi_j)$ ($j = 1, 2, \dots, n$).

Step 4. Construct the aggregated weighted IFDM.

In Step 4, the weights of criteria (W) and the aggregated IFDM are determined to the aggregated weighted IFDM which is constructed according to the following definition [19]:

$$\begin{aligned} R' &= R \oplus W = (\mu'_{ij}, v'_{ij}) = \{ \langle x, \mu_{ij} \cdot \mu_j, v_{ij} + v_j - v_{ij} \cdot v_j \rangle \}, \\ \pi'_{ij} &= 1 - v_{ij} - v_j - \mu_{ij} \cdot \mu_j + v_{ij} \cdot v_j. \end{aligned} \quad (3.5)$$

R' is a matrix composed with elements IFNs, $r'_{ij} = (\mu'_{ij}, v'_{ij}, \pi'_{ij})$ ($i = 1, 2, \dots, m; j = 1, 2, \dots, n$).

Step 5. Determine intuitionistic fuzzy positive and negative ideal solution.

In this step, the intuitionistic fuzzy positive ideal solution (IFPIS) and intuitionistic fuzzy negative ideal solution (IFNIS) have to be determined. Let J_1 and J_2 be benefit criteria and cost criteria, respectively. A^* is IFPIS and A^- is IFNIS. Then A^* and A^- are equal to

$$\begin{aligned} A^* &= (r_1'^*, r_2'^*, \dots, r_n'^*), & r_j'^* &= (\mu_j'^*, \nu_j'^*, \pi_j'^*), \quad j = 1, 2, \dots, n, \\ A^- &= (r_1'^-, r_2'^-, \dots, r_n'^-), & r_j'^- &= (\mu_j'^-, \nu_j'^-, \pi_j'^-), \quad j = 1, 2, \dots, n, \end{aligned} \quad (3.6)$$

where

$$\begin{aligned} \mu_j'^* &= \left\{ \left(\max_i \{ \mu_{ij}' \} \mid j \in J_1 \right), \left(\min_i \{ \mu_{ij}' \} \mid j \in J_2 \right) \right\}, \\ \nu_j'^* &= \left\{ \left(\min_i \{ \nu_{ij}' \} \mid j \in J_1 \right), \left(\max_i \{ \nu_{ij}' \} \mid j \in J_2 \right) \right\}, \\ \pi_j'^* &= \left\{ \left(1 - \max_i \{ \mu_{ij}' \} - \min_i \{ \nu_{ij}' \} \mid j \in J_1 \right), \left(1 - \min_i \{ \mu_{ij}' \} - \max_i \{ \nu_{ij}' \} \mid j \in J_2 \right) \right\}, \\ \mu_j'^- &= \left\{ \left(\min_i \{ \mu_{ij}' \} \mid j \in J_1 \right), \left(\max_i \{ \mu_{ij}' \} \mid j \in J_2 \right) \right\}, \\ \nu_j'^- &= \left\{ \left(\max_i \{ \nu_{ij}' \} \mid j \in J_1 \right), \left(\min_i \{ \nu_{ij}' \} \mid j \in J_2 \right) \right\}, \\ \pi_j'^- &= \left\{ \left(1 - \min_i \{ \mu_{ij}' \} - \max_i \{ \nu_{ij}' \} \mid j \in J_1 \right), \left(1 - \max_i \{ \mu_{ij}' \} - \min_i \{ \nu_{ij}' \} \mid j \in J_2 \right) \right\}. \end{aligned} \quad (3.7)$$

Step 6. Determine the separation measures between the alternative.

Separation between alternatives on IFS, distance measures proposed by Atanassov [63], Szmidt and Kacprzyk [64], and Grzegorzewski [65] including the generalizations of Hamming distance, Euclidean distance and their normalized distance measures can be used. After selecting the distance measure, the separation measures, S_i^* and S_i^- , of each alternative from IFPIS and IFNIS, are calculated:

$$\begin{aligned} S_i^* &= \frac{1}{2} \sum_{j=1}^n \left[\left| \mu_{ij}' - \mu_j'^* \right| + \left| \nu_{ij}' - \nu_j'^* \right| + \left| \pi_{ij}' - \pi_j'^* \right| \right], \\ S_i^- &= \frac{1}{2} \sum_{j=1}^n \left[\left| \mu_{ij}' - \mu_j'^- \right| + \left| \nu_{ij}' - \nu_j'^- \right| + \left| \pi_{ij}' - \pi_j'^- \right| \right]. \end{aligned} \quad (3.8)$$

Step 7. Determine the final ranking.

In the final step, the relative closeness coefficient of an alternative A_i with respect to the IFPIS A^* is defined as follows:

$$C_i^* = \frac{S_i^-}{S_i^* + S_i^-}, \quad \text{where } 0 \leq C_i^* \leq 1. \quad (3.9)$$

The alternatives were ranked according to descending order of C_i^* 's score.

3.2. DIFWA

The DIFWA method, proposed by Xu and Yager [33], is a suitable way to deal with problem in IFE. The procedure for DIFWA method has been given as follows.

Step 1. Utilize the DIFWA operator

$$\begin{aligned} r_{ij} &= \text{DIFWA}_{\lambda(t)}(r_{ij}(t_1), r_{ij}(t_2), \dots, r_{ij}(t_p)) \\ &= \left(1 - \prod_{k=1}^p (1 - \mu_{r_{ij}(t_k)})^{\lambda(t_k)}, \prod_{k=1}^p \nu_{r_{ij}(t_k)}^{\lambda(t_k)}, \prod_{k=1}^p (1 - \mu_{r_{ij}(t_k)})^{\lambda(t_k)} - \prod_{k=1}^p \nu_{r_{ij}(t_k)}^{\lambda(t_k)} \right). \end{aligned} \quad (3.10)$$

to aggregate all the intuitionistic fuzzy matrix $R(t_k) = (r_{ij}(t_k))_{m \times n}$ ($k = 1, 2, \dots, p$) into a complex IFDM:

$$\begin{aligned} R &= (r_{ij})_{m \times n}, \quad \text{where } r_{ij} = (\mu_{ij}, \nu_{ij}, \pi_{ij}), \\ \mu_{ij} &= 1 - \prod_{k=1}^p (1 - \mu_{r_{ij}(t_k)})^{\lambda(t_k)}, \quad \nu_{ij} = \prod_{k=1}^p \nu_{r_{ij}(t_k)}^{\lambda(t_k)}, \\ \pi_{ij} &= \prod_{k=1}^p (1 - \mu_{r_{ij}(t_k)})^{\lambda(t_k)} - \prod_{k=1}^p \nu_{r_{ij}(t_k)}^{\lambda(t_k)}, \\ & \quad i = 1, 2, \dots, n, \quad j = 1, 2, \dots, m. \end{aligned} \quad (3.11)$$

Step 2. Define $\alpha^+ = (\alpha_1^+, \alpha_2^+, \dots, \alpha_m^+)^T$ and $\alpha^- = (\alpha_1^-, \alpha_2^-, \dots, \alpha_m^-)^T$ as the IFPIS and the IFNIS, respectively, where $\alpha^+ = (1, 0, 0)$ ($i = 1, 2, \dots, m$) are the m largest IFNs and $\alpha^- = (0, 1, 0)$ ($i = 1, 2, \dots, m$) are the m smallest IFNs. Furthermore, for convenience of depiction, we denote the alternative x_i ($i = 1, 2, \dots, n$) by $x_i = (r_{i1}, r_{i2}, \dots, r_{im})^T$, $i = 1, 2, \dots, n$.

Step 3. Calculate the distance between the alternative x_i and the IFIS and the distance between the largest native x_i and the IFNIS, respectively:

$$\begin{aligned} d(x_i, \alpha^+) &= \sum_{j=1}^m w_j d(r_{ij}, \alpha_j^+) = \frac{1}{2} \sum_{j=1}^m w_j (|\mu_{ij} - 1| + |\nu_{ij} - 0| + |\pi_{ij} - 0|) \\ &= \frac{1}{2} \sum_{j=1}^m w_j (1 - \mu_{ij} + \nu_{ij} + \pi_{ij}) = \frac{1}{2} \sum_{j=1}^m w_j (1 - \mu_{ij} + \nu_{ij} + 1 - \mu_{ij} - \nu_{ij}) \\ &= \sum_{j=1}^m w_j (1 - \mu_{ij}), \\ d(x_i, \alpha^-) &= \sum_{j=1}^m w_j d(r_{ij}, \alpha_j^-) = \frac{1}{2} \sum_{j=1}^m w_j (|\mu_{ij} - 0| + |\nu_{ij} - 1| + |\pi_{ij} - 0|) \end{aligned}$$

$$\begin{aligned}
&= \frac{1}{2} \sum_{j=1}^m \omega_j (1 - \mu_{ij} - v_{ij} + \pi_{ij}) = \frac{1}{2} \sum_{j=1}^m \omega_j (1 + \mu_{ij} - v_{ij} + 1 - \mu_{ij} - v_{ij}) \\
&= \sum_{j=1}^m \omega_j (1 - v_{ij}),
\end{aligned} \tag{3.12}$$

where $r_{ij} = (\mu_{ij}, v_{ij}, \pi_{ij})$, $i = 1, 2, \dots, n$, $j = 1, 2, \dots, m$.

Step 4. Calculate the closeness coefficient of each alternative:

$$c(x_i) = \frac{d(x_i, \alpha^-)}{d(x_i, \alpha^+) + d(x_i, \alpha^-)}, \quad i = 1, 2, \dots, n. \tag{3.13}$$

Since

$$d(x_i, \alpha^+) + d(x_i, \alpha^-) = \sum_{j=1}^m \omega_j (1 - \mu_{ij}) + \sum_{j=1}^m \omega_j (1 - v_{ij}) = \sum_{j=1}^m \omega_j (2 - \mu_{ij} - v_{ij}) = \sum_{j=1}^m \omega_j (1 + \pi_{ij}), \tag{3.14}$$

then (3.13) can be rewritten as

$$c(x_i) = \frac{\sum_{j=1}^m \omega_j (1 - v_{ij})}{\sum_{j=1}^m \omega_j (1 - \pi_{ij})}, \quad i = 1, 2, \dots, n. \tag{3.15}$$

Step 5. Rank all the alternatives $x_i (i = 1, 2, \dots, n)$ according to the closeness coefficients $c(x_i) (i = 1, 2, \dots, n)$, the greater the value $c(x_i)$, the better the alternative x_i .

4. Case Study

In this section, we will describe how an IFT method was applied via an example of selection of the most appropriate projects. Criteria to be considered in the selection of projects are determined by the expert team from a construction group. In our study, we employ six evaluation criteria. The attributes which are considered here in assessment of $P_i (i = 1, 2, \dots, 6)$ are (1) C_1 is benefit and (2) C_2, \dots, C_6 are cost. The committee evaluates the performance of projects $P_i (i = 1, 2, \dots, 6)$ according to the attributes $C_j (j = 1, 2, \dots, 6)$, respectively. Criteria are mainly considered as follows

- (i) net present value (C_1),
- (ii) quality (C_2),
- (iii) duration (C_3),
- (iv) contractor's rank (C_4),
- (v) contractor's technology (C_5),
- (vi) contractor's economic status (C_6).

Table 1: Linguistic term for rating DMs.

Linguistic terms	IFNs
Very important	(0.80, 0.10)
Important	(0.50, 0.20)
Medium	(0.50, 0.50)
Bad	(0.3, 0.50)
Very Bad	(0.20, 0.70)

Table 2: The importance of DMs and their weights.

	DM ₁	DM ₂	DM ₃	DM ₄
Linguistic terms	Very important	Medium	Important	Important
Weight	0.342	0.274	0.192	0.192

Therefore, one cost criterion, C_1 and five benefit criteria, C_2, \dots, C_6 are considered. After preliminary screening, six projects $P_1, P_2, P_3, P_4, P_5,$ and P_6 remain for further evaluation. A team of four DMs such as $DM_1, DM_2, DM_3,$ and DM_4 has been formed to select the most suitable project.

Now utilizing the proposed IFT to prioritize these construction projects, the following steps were taken.

Degree of the DMs on group decision, shown in Table 1, and linguistic terms used for the ratings of the DMs and criteria, as Table 2, respectively.

Construct the aggregated IFDM based on the opinions of DMs and the linguistic terms shown in Table 3.

The ratings given by the DMs to six projects were shown in Table 4.

The aggregated IFDM based on aggregation of DMs' opinions was constructed as follows:

$$R = \begin{matrix} & \begin{matrix} C_1 & C_2 & C_3 \end{matrix} \\ \begin{matrix} A_1 \\ A_2 \\ A_3 \\ A_4 \\ A_5 \\ A_6 \end{matrix} & \left[\begin{matrix} (0.80, 0.08, 0.12) & (0.69, 0.20, 0.11) & (0.76, 0.12, 0.12) \\ (0.68, 0.20, 0.12) & (0.78, 0.11, 0.11) & (0.74, 0.13, 0.13) \\ (0.82, 0.07, 0.11) & (0.79, 0.10, 0.11) & (0.79, 0.10, 0.11) \\ (0.83, 0.16, 0.1) & (0.75, 0.14, 0.11) & (0.70, 0.19, 0.11) \\ (0.55, 0.38, 0.07) & (0.42, 0.52, 0.06) & (0.64, 0.40, 0.06) \\ (0.75, 0.13, 0.12) & (0.69, 0.19, 0.12) & (0.75, 0.13, 0.12) \end{matrix} \right] \end{matrix} \tag{4.1}$$

$$\times \begin{matrix} & \begin{matrix} C_4 & C_5 & C_6 \end{matrix} \\ \begin{matrix} A_1 \\ A_2 \\ A_3 \\ A_4 \\ A_5 \\ A_6 \end{matrix} & \left[\begin{matrix} (0.80, 0.09, 0.11) & (0.78, 0.11, 0.11) & (0.69, 0.20, 0.11) \\ (0.78, 0.11, 0.11) & (0.69, 0.21, 0.10) & (0.75, 0.13, 0.12) \\ (0.84, 0.05, 0.11) & (0.84, 0.05, 0.11) & (0.84, 0.05, 0.11) \\ (0.81, 0.08, 0.11) & (0.82, 0.07, 0.11) & (0.85, 0.05, 0.10) \\ (0.55, 0.33, 0.12) & (0.54, 0.33, 0.13) & (0.40, 0.54, 0.06) \\ (0.75, 0.13, 0.12) & (0.85, 0.05, 0.10) & (0.78, 0.11, 0.11) \end{matrix} \right] \end{matrix}$$

The linguistic terms shown in Table 5 were used to rate each criterion. The importance of the criteria represented as linguistic terms was shown in Table 6.

Table 3: Linguistic terms for rating the alternatives.

Linguistic terms	IFNs
Extremely good (EG)	[1.00; 0.00; 0.00]
Very good (VG)	[0.85; 0.05; 0.10]
Good (G)	[0.70; 0.20; 0.10]
Medium bad (MB)	[0.50; 0.50; 0.00]
Bad (B)	[0.40; 0.50; 0.10]
Very bad (VB)	[0.25; 0.60; 0.15]
Extremely bad (EB)	[0.00, 0.90, 0.10]

The opinions of DMs on criteria were aggregated to determine the weight of each criterion:

$$W_{\{X_1, X_2, X_3, X_4, X_5, X_6\}} = \begin{bmatrix} (0, 71, 0.19, 0.10) \\ (0, 90, 0.00, 0.10) \\ (0, 65, 0.27, 0.80) \\ (0, 78, 0.11, 0.11) \\ (0, 80, 0.10, 0.10) \\ (0, 67, 0.24, 0.9) \end{bmatrix}^T. \quad (4.2)$$

After the weights of the criteria and the rating of the projects were determined, the aggregated weighted IFDM was constructed as follows:

$$R' = \begin{matrix} & \begin{matrix} C_1 & C_2 & C_3 \end{matrix} \\ \begin{matrix} A_1 \\ A_2 \\ A_3 \\ A_4 \\ A_5 \\ A_6 \end{matrix} & \begin{bmatrix} (0.57, 0.26, 0.18) & (0.62, 0.20, 0.18) & (0.49, 0.36, 0.19) \\ (0.48, 0.35, 0.17) & (0.70, 0.11, 0.19) & (0.48, 0.37, 0.15) \\ (0.58, 0.25, 0.17) & (0.70, 0.10, 0.19) & (0.51, 0.34, 0.14) \\ (0.59, 0.32, 0.09) & (0.70, 0.14, 0.19) & (0.45, 0.41, 0.14) \\ (0.39, 0.50, 0.11) & (0.38, 0.52, 0.10) & (0.42, 0.56, 0.02) \\ (0.53, 0.30, 0.17) & (0.62, 0.19, 0.19) & (0.49, 0.36, 0.15) \end{bmatrix} \end{matrix} \quad (4.3)$$

$$\times \begin{matrix} & \begin{matrix} C_4 & C_5 & C_6 \end{matrix} \\ \begin{matrix} A_1 \\ A_2 \\ A_3 \\ A_4 \\ A_5 \\ A_6 \end{matrix} & \begin{bmatrix} (0.62, 0.19, 0.19) & (0.62, 0.20, 0.18) & (0.46, 0.39, 0.15) \\ (0.61, 0.21, 0.18) & (0.55, 0.29, 0.16) & (0.50, 0.34, 0.16) \\ (0.66, 0.16, 0.19) & (0.67, 0.15, 0.18) & (0.56, 0.28, 0.16) \\ (0.63, 0.18, 0.19) & (0.57, 0.16, 0.18) & (0.57, 0.28, 0.15) \\ (0.43, 0.40, 0.17) & (0.43, 0.40, 0.17) & (0.27, 0.65, 0.08) \\ (0.59, 0.23, 0.19) & (0.70, 0.14, 0.18) & (0.52, 0.33, 0.15) \end{bmatrix} \end{matrix}.$$

The net present value is cost criteria $j_1 = \{X_1\}$, and quality, duration, contractor's rank, contractor's technology, and contractor's economic status are benefit criteria $j_1 = \{X_2, X_3, X_4, X_5\}$.

Table 4: The ratings of the projects.

Alternative	Criteria	DM ₁	DM ₂	DM ₃	DM ₄
<i>P</i> ₁	<i>C</i> ₁	VG	VG	G	G
	<i>C</i> ₂	G	VG	MB	MB
	<i>C</i> ₃	VG	G	B	VG
	<i>C</i> ₄	VG	VG	G	G
	<i>C</i> ₅	VG	VG	MB	G
	<i>C</i> ₆	G	VG	MB	MB
<i>P</i> ₂	<i>C</i> ₁	G	VG	MB	B
	<i>C</i> ₂	VG	VG	G	MB
	<i>C</i> ₃	VG	VG	B	B
	<i>C</i> ₄	VG	VG	MB	G
	<i>C</i> ₅	G	G	G	G
	<i>C</i> ₆	VG	VG	MB	B
<i>P</i> ₃	<i>C</i> ₁	VG	VG	G	VG
	<i>C</i> ₂	VG	G	G	VG
	<i>C</i> ₃	VG	G	VG	G
	<i>C</i> ₄	VG	VG	VG	VG
	<i>C</i> ₅	VG	VG	VG	VG
	<i>C</i> ₆	VG	VG	VG	VG
<i>P</i> ₄	<i>C</i> ₁	MB	G	MB	VG
	<i>C</i> ₂	G	VG	G	G
	<i>C</i> ₃	MB	VG	G	G
	<i>C</i> ₄	VG	G	VG	VG
	<i>C</i> ₅	VG	VG	G	VG
	<i>C</i> ₆	VG	VG	VG	VG
<i>P</i> ₅	<i>C</i> ₁	G	MB	MB	VB
	<i>C</i> ₂	MB	B	B	VB
	<i>C</i> ₃	B	G	MB	VG
	<i>C</i> ₄	MB	B	VB	VG
	<i>C</i> ₅	B	MB	VB	VG
	<i>C</i> ₆	MB	VB	VB	MB
<i>P</i> ₆	<i>C</i> ₁	VG	VG	MB	MB
	<i>C</i> ₂	G	VG	B	MB
	<i>C</i> ₃	VG	VG	B	MB
	<i>C</i> ₄	VG	VG	B	MB
	<i>C</i> ₅	VG	VG	VB	VG
	<i>C</i> ₆	VG	VG	G	MB

Then IFPIS and IFNIS were provided as follows:

$$\begin{aligned}
 A^* &= \{(0.59, 0.25, 0.16), (0.71, 0.10, 0.19), (0.51, 0.34, 0.15), (0.66, 0.15, 0.18), \\
 &\quad (0.68, 0.14, 0.18), (0.57, 0.28, 0.15)\}, \\
 A^- &= \{(0.39, 0.5, 0.11), (0.38, 0.5, 0.12), (0.42, 0.56, 0.02), (0.43, 0.4, 0.17), \\
 &\quad (0.43, 0.4, 0.17), (0.27, 0.65, 0.08)\}.
 \end{aligned}
 \tag{4.4}$$

Table 5: The linguistic terms for the importance of the criteria.

Linguistic terms	IFNs
Very good (VG)	[0.80; 0.10]
Good (G)	[0.50; 0.20]
Medium good (G)	[0.50; 0.50]
Very bad (VB)	[0.30; 0.50]
Bad (B)	[0.20; 0.60]

Table 6: The importance weight of the criteria.

Criteria	DM ₁	DM ₂	DM ₃	DM ₄
C ₁	G	VG	VG	MB
C ₂	VG	VG	VG	VG
C ₃	MB	G	VG	MB
C ₄	G	G	VG	G
C ₅	G	VG	MB	G
C ₆	MB	G	MB	VG

Negative and positive separation measures based on normalized Euclidean distance for each project and the relative closeness coefficient were calculated in Table 7.

Six projects were ranked according to descending order of C_i^* 's. The result score is always the bigger the better. As visible in Table 6, project 3 has the largest score, and project 5 has the smallest score of the six projects which is ranked in the last pace. The projects were ranked as $P_3 > P_4 > P_6 > P_1 > P_2 > P_5$. Project 3 was selected as appropriate project among the alternatives.

In the second part, we utilize the proposed DIFWA to prioritize these construction projects, and the following steps were taken.

First, utilize the DIFWA to aggregate all the IFDM $R(t_k)$ into a complex IFDM R :

$$R' = \begin{matrix} & \begin{matrix} C_1 & C_2 & C_3 \end{matrix} \\ \begin{matrix} A_1 \\ A_2 \\ A_3 \\ A_4 \\ A_5 \\ A_6 \end{matrix} & \begin{bmatrix} (0.57, 0.26, 0.18) & (0.62, 0.20, 0.18) & (0.49, 0.36, 0.19) \\ (0.48, 0.35, 0.17) & (0.70, 0.11, 0.19) & (0.48, 0.37, 0.15) \\ (0.58, 0.25, 0.17) & (0.70, 0.10, 0.19) & (0.51, 0.34, 0.14) \\ (0.59, 0.32, 0.09) & (0.70, 0.14, 0.19) & (0.45, 0.41, 0.14) \\ (0.39, 0.50, 0.11) & (0.38, 0.52, 0.10) & (0.42, 0.56, 0.02) \\ (0.53, 0.30, 0.17) & (0.62, 0.19, 0.19) & (0.49, 0.36, 0.15) \end{bmatrix} \end{matrix} \tag{4.5}$$

$$\times \begin{matrix} & \begin{matrix} C_4 & C_5 & C_6 \end{matrix} \\ \begin{matrix} A_1 \\ A_2 \\ A_3 \\ A_4 \\ A_5 \\ A_6 \end{matrix} & \begin{bmatrix} (0.62, 0.19, 0.19) & (0.62, 0.20, 0.18) & (0.46, 0.39, 0.15) \\ (0.61, 0.21, 0.18) & (0.55, 0.29, 0.16) & (0.50, 0.34, 0.16) \\ (0.66, 0.16, 0.19) & (0.67, 0.15, 0.18) & (0.56, 0.28, 0.16) \\ (0.63, 0.18, 0.19) & (0.57, 0.16, 0.18) & (0.57, 0.28, 0.15) \\ (0.43, 0.40, 0.17) & (0.43, 0.40, 0.17) & (0.27, 0.65, 0.08) \\ (0.59, 0.23, 0.19) & (0.70, 0.14, 0.18) & (0.52, 0.33, 0.15) \end{bmatrix} \end{matrix}$$

Table 7: Separation measures and the relative closeness coefficient of each project.

Alternatives	S^+	S^-	C_i^*
P_1	0.36	1.38	0.79
P_2	0.42	1.35	0.77
P_3	0.04	1.73	0.98
P_4	0.23	1.54	0.87
P_5	0.18	0.02	0.01
P_6	0.3	1.46	0.83

Denote the IFIS, IFNIS, and the alternatives by

$$\alpha^+ = ((1, 0, 0), (1, 0, 0), (1, 0, 0))^T, \quad \alpha^- = ((0, 1, 0), (0, 1, 0), (0, 1, 0))^T, \quad (4.6)$$

and calculate the closeness coefficient of each alternative:

$$\begin{aligned} C(P_1) &= 0.622, & C(P_2) &= 0.618, & C(P_3) &= 0.671, \\ C(P_4) &= 0.650, & C(P_5) &= 0.447, & C(P_6) &= 0.633. \end{aligned} \quad (4.7)$$

Rank all the projects according to the closeness coefficients.

The projects were ranked as $C(P_3) > C(P_4) > C(P_6) > C(P_1) > C(P_2) > C(P_5)$. The greater value of $C(X_i)$, the better alternative; thus the best alternative is also project 3.

5. Conclusion

The IFT and DIFWA have been emphasized in this paper which occurs in construction projects evaluation. In the evaluation process, the ratings of each project, given with intuitionistic fuzzy information, were represented as IFNs. The IFWA operator was used to aggregate the rating of DM. In project selection problem the project's information and performance are usually uncertain. Therefore, the decision makers are unable to express their judgment on the project with crisp value, and the evaluations are very often expressed in linguistic terms. IFT and DIFWA are suitable ways to deal with MCDM because it contains a vague perception of DMs' opinions. An actual life example in construction sector was illustrated, and finally the result is as follows Among 6 construction projects with respect to 6 criteria, after using these two methods, the best one is project 3 and project 4, project 6, project 1, project 2, project 5 will follow it, respectively. The presented approach not only validates the methods, as it was originally defined in Boran and Xu in a new application field that was the evaluation of construction projects, but also considers a more extensive list of benefit and cost-oriented criteria, suitable for construction project selection. Finally, the IFT and DIFWA methods have capability to deal with similar types of the same situations with uncertainty in MCDM problems such as ERP software selection and many other areas.

Acknowledgment





The author is very grateful to the anonymous referees for their constructive comments and suggestions that led to an improved version of this paper.

References

- [1] J. Dodangeh, M. Mojahed, and R. B. M. Yusuff, "Best project selection by using of Group TOPSIS method," in *Proceedings of the International Association of Computer Science and Information Technology (IACSIT-SC '09)*, pp. 50–53, April 2009.
- [2] J. Wang and W. L. Hwang, "A fuzzy set approach for R&D portfolio selection using a real options valuation model," *Omega*, vol. 35, no. 3, pp. 247–257, 2007.
- [3] G. J. Beaujon, S. P. Marin, and G. C. McDonald, "Balancing and optimizing a portfolio of R&D projects," *Naval Research Logistics*, vol. 48, no. 1, pp. 18–40, 2001.
- [4] B. D. Rouyendegh, "The DEA and intuitionistic fuzzy TOPSIS approach to departments' performances: a pilot study," *Journal of Applied Mathematics*, vol. 2011, Article ID 712194, 16 pages, 2011.
- [5] R. Mohanty, "Project selection by a multiple-criteria decision-making method: an example from a developing country," *International Journal of Project Management*, vol. 10, no. 1, pp. 31–38, 1992.
- [6] S. Mahmoodzadeh, J. Shahrabi, M. Pariazar, and M. S. Zaeri, "Project selection by using fuzzy AHP and TOPSIS technique," *International Journal of Human and Social Sciences*, vol. 1, no. 3, pp. 333–338, 2007.
- [7] R. P. Mohanty, R. Agarwal, A. K. Choudhury, and M. K. Tiwari, "Application of fuzzy analytical network process to R & D project selection," *International Journal of Production Research*, vol. 43, no. 24, pp. 5199–5216, 2005.
- [8] A. S. Alidi, "Use of the analytic hierarchy process to measure the initial viability of industrial projects," *International Journal of Project Management*, vol. 14, no. 4, pp. 205–208, 1996.
- [9] D. Al-Rashdan, B. Al-Kloub, A. Dean, and T. Al-Shemmeri, "Environmental impact assessment and ranking the environmental projects in Jordan," *European Journal of Operational Research*, vol. 118, no. 1, pp. 30–45, 1999.
- [10] N. Halouani, H. Chabchoub, and J. M. Martel, "PROMETHEE-MD-2T method for project selection," *European Journal of Operational Research*, vol. 195, no. 3, pp. 841–849, 2009.
- [11] M. F. Abu-Taleb and B. Mareschal, "Water resources planning in the Middle East: application of the PROMETHEE V multicriteria method," *European Journal of Operational Research*, vol. 81, no. 3, pp. 500–511, 1995.
- [12] A. D. Henriksen and A. J. Traynor, "A practical R&D project-selection scoring tool," *IEEE Transactions on Engineering Management*, vol. 46, no. 2, pp. 158–170, 1999.
- [13] G. Mavrotas, D. Diakoulaki, and P. Capros, "Combined MCDA-IP Approach for Project Selection in the Electricity Market," *Annals of Operations Research*, vol. 120, no. 1–4, pp. 159–170, 2003.
- [14] G. Mavrotas, D. Diakoulaki, and Y. Caloghirou, "Project prioritization under policy restrictions. A combination of MCDA with 0-1 programming," *European Journal of Operational Research*, vol. 171, no. 1, pp. 296–308, 2006.
- [15] A. Salo, T. Gustafsson, and P. Mild, "Prospective evaluation of a cluster Program for Finnish forestry and forest industries," *International Transactions in Operational Research*, vol. 11, pp. 139–154, 2004.
- [16] C. Kahraman, D. Ruan, and I. Doğan, "Fuzzy group decision-making for facility location selection," *Information Sciences*, vol. 157, no. 1–4, pp. 135–153, 2003.
- [17] B. D. Rouyendegh and S. Erol, "The DEA-FUZZY ANP department ranking model applied in Iran Amirkabir University," *Acta Polytechnica Hungarica*, vol. 7, no. 4, pp. 103–114, 2010.
- [18] Ç. Kahraman, D. Ruan, and E. Tolga, "Capital budgeting techniques using discounted fuzzy versus probabilistic cash flows," *Information Sciences*, vol. 142, no. 1–4, pp. 57–76, 2002.
- [19] K. T. Atanassov, "Intuitionistic fuzzy sets," *Fuzzy Sets and Systems*, vol. 20, no. 1, pp. 87–96, 1986.
- [20] S. K. De, R. Biswas, and A. R. Roy, "An application of intuitionistic fuzzy sets in medical diagnosis," *Fuzzy Sets and Systems*, vol. 117, no. 2, pp. 209–213, 2001.
- [21] E. Szmidi and J. Kacprzyk, "Intuitionistic fuzzy sets in some medical applications," in *Computational Intelligence. Theory and Applications*, vol. 2206 of *Lecture Notes in Computer Science*, pp. 148–151, 2001.
- [22] E. Szmidi and J. Kacprzyk, "A similarity measure for intuitionistic fuzzy sets and its application in supporting medical diagnostic reasoning," in *Proceedings of the 7th International Conference on Artificial Intelligence and Soft Computing (ICAISC '04)*, vol. 3070 of *Lecture Notes in Computer Science*, pp. 388–393, June 2004.
- [23] D. H. Hong and C. H. Choi, "Multicriteria fuzzy decision-making problems based on vague set theory," *Fuzzy Sets and Systems*, vol. 114, no. 1, pp. 103–113, 2000.
- [24] E. Szmidi and J. Kacprzyk, "Using intuitionistic fuzzy sets in group decision making," *Control and Cybernetics*, vol. 31, no. 4, pp. 1037–1053, 2002.
- [25] E. Szmidi and J. Kacprzyk, "A consensus-reaching process under intuitionistic fuzzy preference

- relations," *International Journal of Intelligent Systems*, vol. 18, no. 7, pp. 837–852, 2003.
- [26] K. I. Atanassov, G. Pasi, and R. Yager, "Intuitionistic fuzzy interpretations of multi-criteria multi-person and multi-measurement tool decision making," *International Journal of Systems Science*, vol. 36, no. 14, pp. 859–868, 2005.
- [27] D. F. Li, "Multiattribute decision making models and methods using intuitionistic fuzzy sets," *Journal of Computer and System Sciences*, vol. 70, no. 1, pp. 73–85, 2005.
- [28] H. W. Liu and G. J. Wang, "Multi-criteria decision-making methods based on intuitionistic fuzzy sets," *European Journal of Operational Research*, vol. 179, no. 1, pp. 220–233, 2007.
- [29] Z. Xu, "Intuitionistic preference relations and their application in group decision making," *Information Sciences*, vol. 177, no. 11, pp. 2363–2379, 2007.
- [30] Z. Xu, "Some similarity measures of intuitionistic fuzzy sets and their applications to multiple attribute decision making," *Fuzzy Optimization and Decision Making*, vol. 6, no. 2, pp. 109–121, 2007.
- [31] Z. S. Xu, "Models for multiple attribute decision making with intuitionistic fuzzy information," *International Journal of Uncertainty, Fuzziness and Knowledge-Based Systems*, vol. 15, no. 3, pp. 285–297, 2007.
- [32] L. Lin, X. H. Yuan, and Z. Q. Xia, "Multicriteria fuzzy decision-making methods based on intuitionistic fuzzy sets," *Journal of Computer and System Sciences*, vol. 73, no. 1, pp. 84–88, 2007.
- [33] Z. Xu and R. R. Yager, "Dynamic intuitionistic fuzzy multi-attribute decision making," *International Journal of Approximate Reasoning*, vol. 48, no. 1, pp. 246–262, 2008.
- [34] D. F. Li, "Extension of the LINMAP for multiattribute decision making under Atanassov's intuitionistic fuzzy environment," *Fuzzy Optimization and Decision Making*, vol. 7, no. 1, pp. 17–34, 2008.
- [35] G. W. Wei, "Maximizing deviation method for multiple attribute decision making in intuitionistic fuzzy setting," *Knowledge-Based Systems*, vol. 21, no. 8, pp. 833–836, 2008.
- [36] Z. Xu and X. Cai, "Incomplete interval-valued intuitionistic fuzzy preference relations," *International Journal of General Systems*, vol. 38, no. 8, pp. 871–886, 2009.
- [37] D. F. Li, Y. C. Wang, S. Liu, and F. Shan, "Fractional programming methodology for multi-attribute group decision-making using IFS," *Applied Soft Computing Journal*, vol. 9, no. 1, pp. 219–225, 2009.
- [38] G. W. Wei, "Some geometric aggregation functions and their application to dynamic multiple attribute decision making in the intuitionistic fuzzy setting," *International Journal of Uncertainty, Fuzziness and Knowledge-Based Systems*, vol. 17, no. 2, pp. 179–196, 2009.
- [39] M. Xia and Z. Xu, "Some new similarity measures for intuitionistic fuzzy value and their application in group decision making," *Journal of Systems Science and Systems Engineering*, vol. 19, no. 4, pp. 430–452, 2010.
- [40] Z. Xu and H. Hu, "Projection models for intuitionistic fuzzy multiple attribute decision making," *International Journal of Information Technology and Decision Making*, vol. 9, no. 2, pp. 267–280, 2010.
- [41] Z. Xu and X. Cai, "Nonlinear optimization models for multiple attribute group decision making with intuitionistic fuzzy information," *International Journal of Intelligent Systems*, vol. 25, no. 6, pp. 489–513, 2010.
- [42] C. Tan and X. Chen, "Intuitionistic fuzzy Choquet integral operator for multi-criteria decision making," *Expert Systems with Applications*, vol. 37, no. 1, pp. 149–157, 2010.
- [43] Z. Xu, "A deviation-based approach to intuitionistic fuzzy multiple attribute group decision making," *Group Decision and Negotiation*, vol. 19, no. 1, pp. 57–76, 2010.
- [44] J. H. Park, I. Y. Park, Y. C. Kwun, and X. Tan, "Extension of the TOPSIS method for decision making problems under interval-valued intuitionistic fuzzy environment," *Applied Mathematical Modelling*, vol. 35, no. 5, pp. 2544–2556, 2011.
- [45] T. Y. Chen, H. P. Wang, and Y. Y. Lu, "A multicriteria group decision-making approach based on interval-valued intuitionistic fuzzy sets: a comparative perspective," *Expert Systems with Applications*, vol. 38, no. 6, pp. 7647–7658, 2011.
- [46] M. Xia and Z. Xu, "Entropy/cross entropy-based group decision making under intuitionistic fuzzy environment," *Information Fusion*, vol. 13, pp. 31–47, 2011.
- [47] D. Li and C. Cheng, "New similarity measures of intuitionistic fuzzy sets and application to pattern recognitions," *Pattern Recognition Letters*, vol. 23, no. 1–3, pp. 221–225, 2002.
- [48] Z. Liang and P. Shi, "Similarity measures on intuitionistic fuzzy sets," *Pattern Recognition Letters*, vol. 24, no. 15, pp. 2687–2693, 2003.
- [49] W. L. Hung and M. S. Yang, "Similarity measures of intuitionistic fuzzy sets based on Hausdorff distance," *Pattern Recognition Letters*, vol. 25, no. 14, pp. 1603–1611, 2004.
- [50] W. Wang and X. Xin, "Distance measure between intuitionistic fuzzy sets," *Pattern Recognition Letters*, vol. 26, no. 13, pp. 2063–2069, 2005.

- [51] C. Zhang and H. Fu, "Similarity measures on three kinds of fuzzy sets," *Pattern Recognition Letters*, vol. 27, no. 12, pp. 1307–1317, 2006.
- [52] I. K. Vlachos and G. D. Sergiadis, "Intuitionistic fuzzy information—applications to pattern recognition," *Pattern Recognition Letters*, vol. 28, no. 2, pp. 197–206, 2007.
- [53] F. E. Boran, S. Genç, M. Kurt, and D. Akay, "A multi-criteria intuitionistic fuzzy group decision making for supplier selection with TOPSIS method," *Expert Systems with Applications*, vol. 36, no. 8, pp. 11363–11368, 2009.
- [54] Kavita, S. P. Yadav, and S. Kumar, "A multi-criteria interval-valued intuitionistic fuzzy group decision making for supplier selection with TOPSIS method," in *Rough Sets, Fuzzy Sets, Data Mining and Granular Computing*, vol. 5908, pp. 303–312, 2009.
- [55] F. Ye, "An extended TOPSIS method with interval-valued intuitionistic fuzzy numbers for virtual enterprise partner selection," *Expert Systems with Applications*, vol. 7, no. 10, pp. 7050–7055, 2010.
- [56] F. E. Boran, S. Genç, and D. Akay, "Personnel selection based on intuitionistic fuzzy sets," *Human Factors and Ergonomics In Manufacturing*, vol. 21, no. 5, pp. 493–503, 2011.
- [57] F. E. Boran, K. Boran, and T. Menlik, "The evaluation of renewable energy technologies for electricity generation in Turkey using intuitionistic fuzzy TOPSIS," *Energy Sources, Part B*, vol. 7, pp. 81–90, 2012.
- [58] F. E. Boran, "An integrated intuitionistic fuzzy multi criteria decision making method for facility location selection," *Mathematical and Computational Applications*, vol. 16, no. 2, pp. 487–496, 2011.
- [59] P. Wang, "QoS-aware web services selection with intuitionistic fuzzy set under consumer's vague perception," *Expert Systems with Applications*, vol. 36, no. 3, pp. 4460–4466, 2009.
- [60] M. H. Shu, C. H. Cheng, and J. R. Chang, "Using intuitionistic fuzzy sets for fault-tree analysis on printed circuit board assembly," *Microelectronics Reliability*, vol. 46, no. 12, pp. 2139–2148, 2006.
- [61] V. C. Gerogiannis, P. Fitsillis, and A. D. Kameas, "Using combined intuitionistic fuzzy set-Topsis method for evaluating project and portfolio management information system," *IFIP International Federation for Information Processing*, vol. 364, pp. 67–81, 2011.
- [62] Z. Xu, "Intuitionistic fuzzy aggregation operators," *IEEE Transactions on Fuzzy Systems*, vol. 15, no. 6, pp. 1179–1187, 2007.
- [63] K. T. Atanassov, *Intuitionistic Fuzzy Sets*, vol. 35 of *Studies in Fuzziness and Soft Computing*, Physica-Verlag, Heidelberg, Germany, 1999.
- [64] E. Szmidt and J. Kacprzyk, "Distances between intuitionistic fuzzy sets," *Fuzzy Sets and Systems*, vol. 114, no. 3, pp. 505–518, 2000.
- [65] P. Grzegorzewski, "Distances between intuitionistic fuzzy sets and/or interval-valued fuzzy sets based on the Hausdorff metric," *Fuzzy Sets and Systems*, vol. 148, no. 2, pp. 319–328, 2004.



Hindawi

Submit your manuscripts at
<http://www.hindawi.com>

