


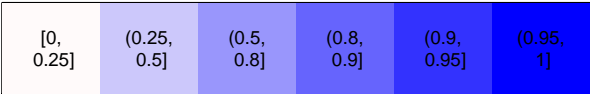
Linkage Disequilibrium

	m709	m654	m47	p46	p79	p252	p491	p523
m709	m709	0.004	0.001	0.003	0.001	0.001	0.000	0.000
m654	0.002153	m654	0.328	0.826	0.339	0.164	0.006	0.137
m47	0.073119	< 2e-16	m47	0.380	0.972	0.157	0.007	0.142
p46	0.005412	< 2e-16	< 2e-16	p46	0.390	0.186	0.007	0.156
p79	0.069645	< 2e-16	< 2e-16	< 2e-16	p79	0.161	0.007	0.146
p252	0.257283	< 2e-16	< 2e-16	< 2e-16	< 2e-16	p252	0.038	0.820
p491	0.677682	4.82e-06	0.000514	1.07e-06	0.000168	< 2e-16	p491	0.044
p523	0.388425	< 2e-16	< 2e-16	< 2e-16	< 2e-16	< 2e-16	< 2e-16	p523

P-value



R^2

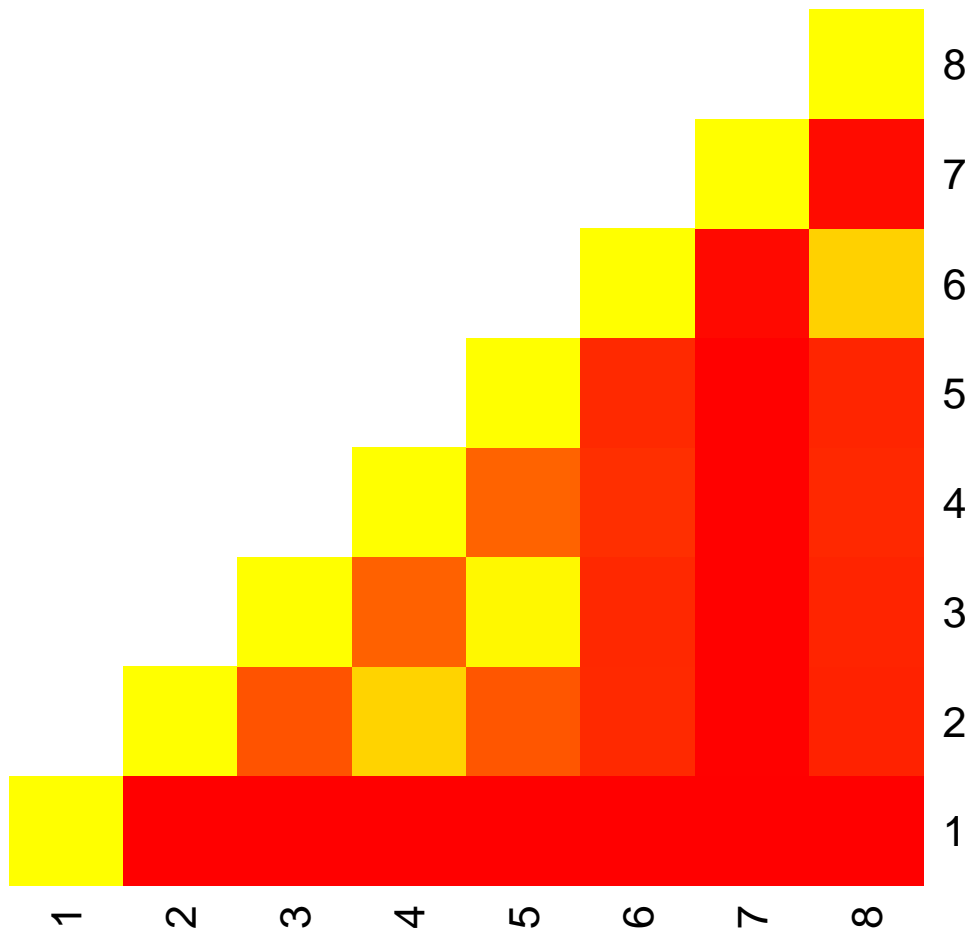




0

0.5


1



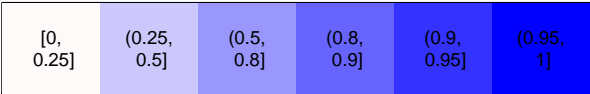
Linkage Disequilibrium

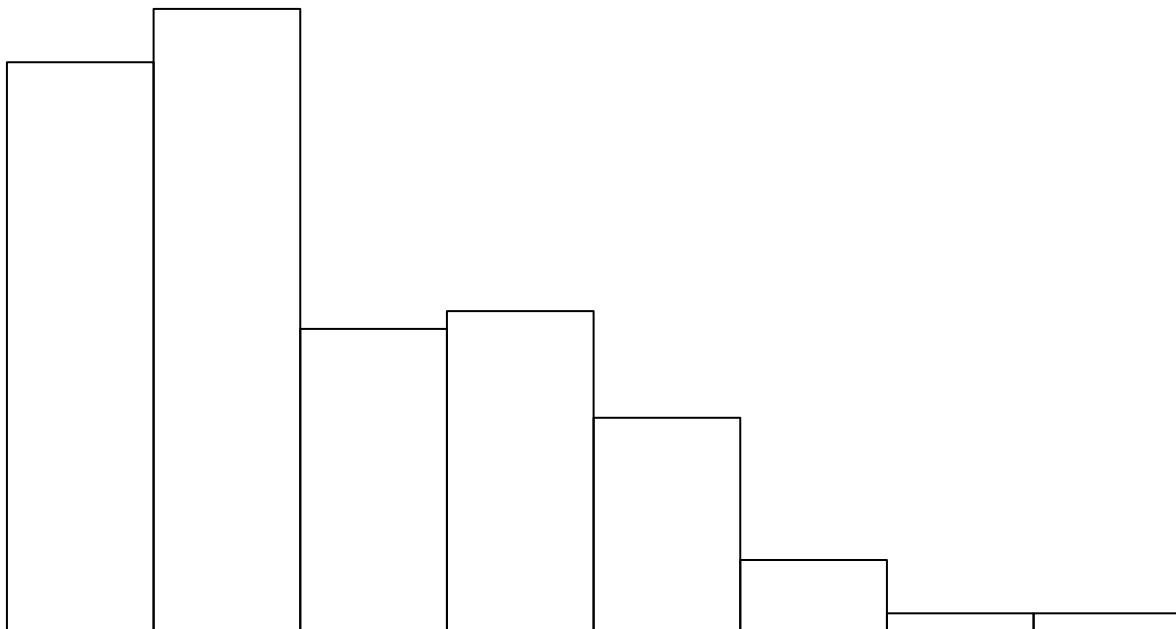
	m709	m654	m47	p46	p79	p252	p491	p523
m709	m709	0.004	0.001	0.003	0.001	0.001	0.000	0.000
m654	0.002153	m654	0.328	0.826	0.339	0.164	0.006	0.137
m47	0.073119	< 2e-16	m47	0.380	0.972	0.157	0.007	0.142
p46	0.005412	< 2e-16	< 2e-16	p46	0.390	0.186	0.007	0.156
p79	0.069645	< 2e-16	< 2e-16	< 2e-16	p79	0.161	0.007	0.146
p252	0.257283	< 2e-16	< 2e-16	< 2e-16	< 2e-16	p252	0.038	0.820
p491	0.677682	4.82e-06	0.000514	1.07e-06	0.000168	< 2e-16	p491	0.044
p523	0.388425	< 2e-16	< 2e-16	< 2e-16	< 2e-16	< 2e-16	< 2e-16	p523

P-value



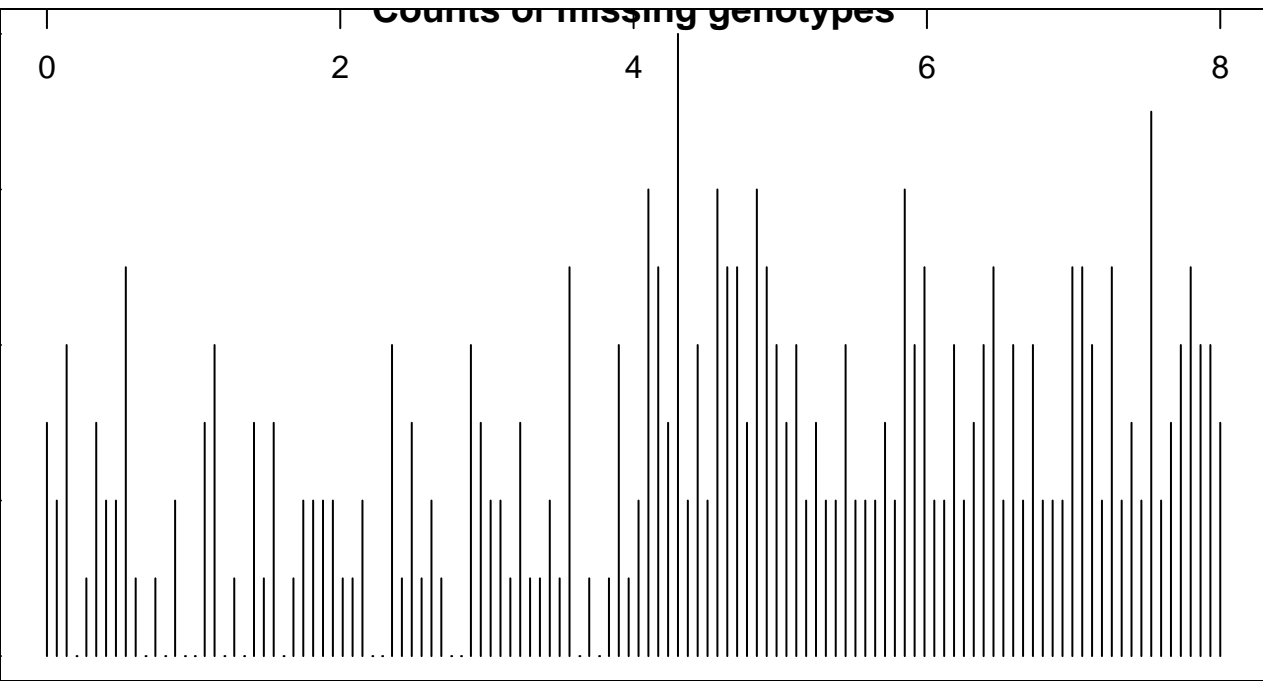
R^2

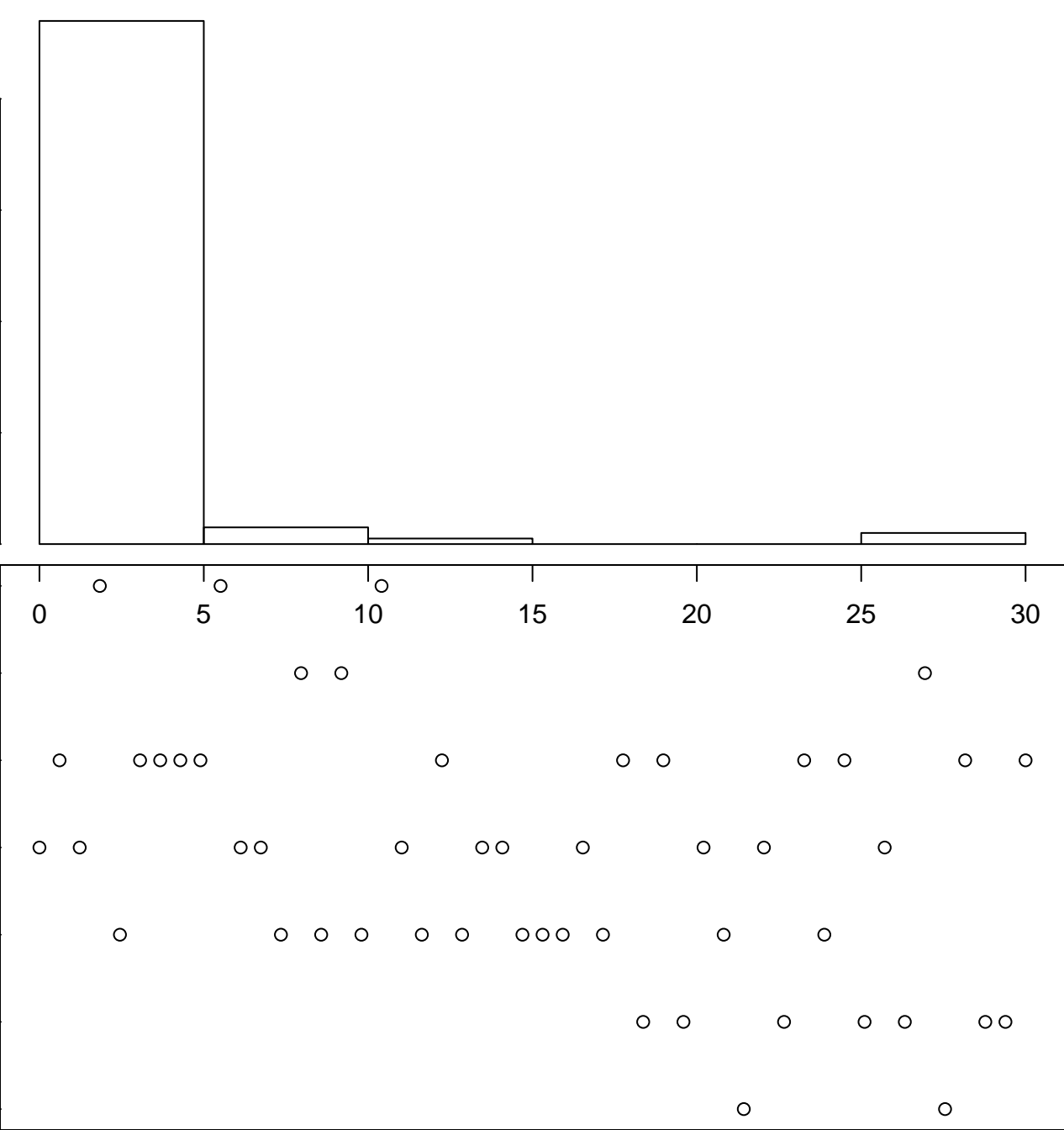




Counts of missing genotypes

0 2 4 6 8





Linkage Disequilibrium

22_14884399_rs4911642 22_15434720_rs9605903 22_15455353_rs5747999 22_15479107_rs9604959 22_15534984_rs9605028 22_15558213_rs2845371 22_15569718_rs10084637

22_15434720_rs9605903	-0.34399	-rs4911682	0.003	0.004	0.018	0.031	0.031	0.000	0.049	0.000	0.010	0.032	0.010	0.013	0.001	0.001	0.014	0.004	0.070	0.005
	-0.0285568	rs8335_rs2027657	0.004	0.000	0.028	0.021	0.008	0.003	0.056	0.002	0.003	0.002	0.025	0.011	0.002	0.001	0.047	0.002	0.000	
	-0.507534	2.82e-15012698_rs5747629	0.097	0.032	0.002	0.016	0.015	0.064	0.003	0.004	0.003	0.000	0.005	0.009	0.013	0.029	0.000	0.000		
	-0.395420	0.3116481.22e-15034720_rs605903	0.139	0.003	0.002	0.006	0.069	0.013	0.018	0.013	0.006	0.008	0.006	0.014	0.000	0.010	0.002			
	-0.083571	0.9383124.04e-07<2e-15047504_rs5747968	0.001	0.007	0.003	0.105	0.001	0.001	0.001	0.001	0.001	0.004	0.007	0.000	0.037	0.014	0.001			
	-0.042134	0.0083320.0020378.16e-071.12e+0552483_rs2235639	0.079	0.001	0.041	0.002	0.013	0.002	0.005	0.000	0.000	0.001	0.000	0.005	0.016					
	-0.020922	0.0407220.5582020.3712500.5573921.28e+055353_rs5747999	0.002	0.002	0.016	0.023	0.016	0.039	0.014	0.002	0.080	0.015	0.012	0.038						
	-0.993580	0.1996320.0806690.4654820.1573535.86e-05<2e-15067656_rs11069325	0.000	0.046	0.019	0.046	0.033	0.000	0.009	0.025	0.016	0.000	0.002							
	-0.031683	0.5078200.1492000.2621860.4401030.7248470.6408847.72e-15074749_rs095669	0.017	0.037	0.017	0.020	0.042	0.247	0.064	0.008	0.014	0.022								
	-0.959994	0.0001850.0003810.0006983.49e-050.0096740.5951410.8095900.02535779107_rs604054	0.039	0.014	0.016	0.053	0.002	0.006	0.000	0.021	0.003									
22_15532811_rs4819849	-0.085424	0.5740300.4460270.1757020.6881350.5923750.1317360.0030540.0060120.06915032342_rs604287	1.000	0.002	0.001	0.007	0.000	0.012	0.004	0.029										
	-0.003958	0.4516990.3451940.0825200.5926680.0442730.0082840.0226760.0009790.0043804.18e-15332611_rs4819889	0.401	0.026	0.050	0.064	0.012	0.012	0.036											
	-0.085424	0.5740300.4460270.1757020.6881350.5923750.1317360.0030540.0060120.069183<2e-164.12e+1534984_rs605028	0.001	0.007	0.000	0.012	0.004	0.029												
	-0.016534	0.0331990.8531480.3599200.7458330.1551190.0002780.0016040.0242100.0927950.625796<2e-160.72579635383_rs892046	0.024	0.021	0.005	0.005	0.027													
	-0.682180	0.1680830.3429240.1638730.3382760.7906570.1346930.8215130.0148070.0097080.7602630.0078940.7602630.02445949522_rs560900	0.124	0.015	0.003	0.011														
	-0.799140	0.5777350.2324960.3133160.2281190.8194550.5057500.1790191.48e-110.6778570.2789820.0013510.2789820.028026<2e-15568213_rs2845243	0.024	0.000	0.013															
	-0.134998	0.6359920.1022280.1060960.9956400.6432961.07e-050.0120955.71e-060.3444020.9004920.0005290.9004920.0769699.49e-071.22e+15558586_rs993906	0.015	0.046																
	-0.466332	0.0019020.0411910.9034320.0161910.7625310.0072430.1415110.0644750.9622980.1485690.1500410.1485690.3877660.0985930.0278700.22925563103_rs015002	0.066																	
	-0.002641	0.5358090.7169890.0261320.0060510.3291220.1343900.8256390.1675530.0972880.1005950.0060050.1005950.0765830.5473790.8194550.0038080.2619569718_rs10040037	0.000																	
	-0.388757	0.9597520.8848090.4658180.7172560.0383920.0080670.5140970.1413790.5060890.0153830.0053220.0153830.0134560.2088650.2078760.0190934.75e-050.82165882602_rs2	0.000																	

P-value

 R^2

[0, 0.001]	(0.001, 0.01]	(0.01, 0.025]	(0.025, 0.05]	(0.05, 0.1]	(0.1, 0.5]	(0.5, 1]
------------	---------------	---------------	---------------	-------------	------------	----------

[0, 0.25]	(0.25, 0.5]	(0.5, 0.8]	(0.8, 0.9]	(0.9, 0.95]	(0.95, 1]
-----------	-------------	------------	------------	-------------	-----------



0

0.5

1

